

# SNX1000 Report

## Monthly Report on the Emerging Markets 1000

### July 2018

#### Index Fundamentals

|   |  |  |   |  |   |
|---|--|--|---|--|---|
| <b>TTM EPS</b><br><u>MXEF</u> <u>SNX1000</u><br>79.95      139.64     |  |  | <b>TTM P/E</b><br><u>MXEF</u> <u>SNX1000</u><br>13.60      15.47          |  |  |
| <b>Forward EPS</b><br><u>MXEF</u> <u>SNX1000</u><br>89.14      158.16 |  |  | <b>Forward P/E</b><br><u>MXEF</u> <u>SNX1000</u><br>12.20      13.66      |  |   |
| <b>Forecast</b><br><u>MXEF</u> <u>SNX1000</u><br>+11.49%    +13.26%   |  |  | <b>TTM Div. Yield</b><br><u>MXEF</u> <u>SNX1000</u><br>2.65      2.16     |  |   |
|   |  |  | <b>Forward Div. Yield</b><br><u>MXEF</u> <u>SNX1000</u><br>2.80      2.31 |  |   |
|   |  |  | <b>Forecast</b><br><u>MXEF</u> <u>SNX1000</u><br>+5.66%    +6.94%         |  |   |

Source: Bloomberg

#### Index Performance






| Total Return Price Appreciation |                | Compound Annual Growth Rate |              |
|---------------------------------|----------------|-----------------------------|--------------|
| <b>1 Month</b>                  | <b>0.95%</b>   | <b>1 Year</b>               | <b>2.01%</b> |
| <b>YTD</b>                      | <b>-7.79%</b>  | <b>3 Year</b>               | <b>4.47%</b> |
| <b>1 Year</b>                   | <b>2.01%</b>   | <b>5 Year</b>               | <b>5.58%</b> |
| <b>3 Year</b>                   | <b>14.03%</b>  | <b>Since Inception</b>      | <b>6.68%</b> |
| <b>5 Year</b>                   | <b>31.17%</b>  |                             |              |
| <b>Inception</b>                | <b>232.85%</b> |                             |              |

\*Returns under 1 year are not annualized








Source: S-Network as of 7/31/2018

| SNX1000 Sector Performance (6/30/18 – 7/31/18) |               | Leading Movers                            |             |         |         |                |
|--|---------------|---|-------------|---------|---------|----------------|
| <b>Consumer Discretionary</b>                  | <b>-4.27%</b> | Company Name                              | Ticker      | Opening | Closing | Change         |
| <b>Consumer Staples</b>                        | <b>0.78%</b>  | CENTRAIS ELETRICAS BRASILEIRAS SA         | ELET3 BZ    | 3.17    | 4.60    | <b>45.15%</b>  |
| <b>Energy</b>                                  | <b>5.56%</b>  | BANK OF BARODA                            | BOB IN      | 1.65    | 2.24    | <b>35.99%</b>  |
| <b>Financials</b>                              | <b>2.81%</b>  | GRUPO ELEKTRA SAB DE CV                   | ELEKTRA* MM | 27.55   | 36.79   | <b>33.52%</b>  |
| <b>Health Care</b>                             | <b>-6.93%</b> | BRF SA                                    | BRFS US     | 4.68    | 6.07    | <b>29.70%</b>  |
| <b>Industrials</b>                             | <b>0.27%</b>  | TELEKOM MALAYSIA BHD                      | T MK        | 0.77    | 0.98    | <b>26.84%</b>  |
| <b>Information Technology</b>                  | <b>-2.98%</b> | Lagging Movers                            |             |         |         |                |
| <b>Materials</b>                               | <b>3.38%</b>  | Company Name                              | Ticker      | Opening | Closing | Change         |
| <b>Real Estate</b>                             | <b>-3.82%</b> | MULTIPLAN EMPREENDIMENTOS IMOBILIARIOS SA | MULT3 BZ    | 14.81   | 5.35    | <b>-63.91%</b> |
| <b>Telecommunication Services</b>              | <b>3.09%</b>  | CHANGSHENG BIO-TECHNOLOGY                 | 002680 CH   | 3.37    | 1.40    | <b>-58.32%</b> |
| <b>Utilities</b>                               | <b>4.12%</b>  | GDS HOLDINGS LTD                          | GDS US      | 40.09   | 21.83   | <b>-45.55%</b> |
|  |               | MUYUAN FOODSTUFF CO LTD                   | 002714 CH   | 6.71    | 3.92    | <b>-41.65%</b> |
|  |               | SHENZHEN KANGTAI BIOLOGICA                | 300601 CH   | 9.37    | 6.36    | <b>-32.09%</b> |





## Consumer Discretionary:

-  Maruti Suzuki India Ltd's revenues increased +13.6% for the quarter ended June 2018 to INR224.59 billion from INR197.77 billion a year earlier, while net profit rose +26.9% to INR19.75 billion from INR15.56 billion. [Quick Link 1](#)
-  New Oriental Education & Technology Group Inc's revenues increased +44.1% for the year ended May 2018 to \$701.0 million from \$486.4 million a year earlier, while net income rose +17.4% to \$65.1 million from \$55.4 million. [Quick Link 2](#)
-  Hero Motocorp Ltd's net income increased +2.2% for the quarter ended June 2018 to INR88.09 billion from INR86.21 billion a year earlier, while net income fell -0.4% to INR9.06 billion from INR9.10 billion. [Quick Link 3](#)
-  Bajaj Auto Ltd's revenues increased +26.7% for the quarter ended June 2018 to INR74.20 billion from INR58.55 billion a year earlier, while net profit rose +20.8% to INR11.15 billion from INR9.23 billion. [Quick Link 4](#)
-  Lojas Renner Sa's revenues increased +9.2% for the quarter ended June 2018 to BRL1.78 billion from BRL1.63 billion a year earlier, while net income rose +41.9% to BRL274.7 million from BRL193.6 million. [Quick Link 5](#)






## Consumer Staples:














-  Ambev Sa's revenues decreased -10.8% for the quarter ended June 2018 to BRL10.27 billion from BRL11.51 billion a year earlier, while net profit fell -12.4% to BRL2.12 billion from BRL2.42 billion. [Quick Link 6](#)
-  Fomento Economico Mexicano Sab De Cv's revenues increased +8.6% for the quarter ended June 2018 to MXN124.71 billion from MXN114.80 billion a year earlier, while net income rose +67.9% to MXN10.78 billion from MXN6.42 billion. [Quick Link 7](#)
-  Hindustan Unilever Ltd's revenues increased +2.9% for the quarter ended June 2018 to INR93.56 billion from INR90.94 billion a year earlier, while net profit rose +19.2% to INR15.29 billion from INR12.83 billion. [Quick Link 8](#)
-  Walmex's revenues increased +8.1% for the quarter ended June 2018 to MXN146.67 billion from MXN135.74 billion a year earlier, while net income fell -40.9% to MXN7.96 billion from MXN13.48 billion. [Quick Link 9](#)
-  ITC Ltd's revenues decreased -21.0% for the quarter ended June 2018 to INR112.78 billion from INR142.77 billion a year earlier, while net profit rose +10.1% to INR28.19 billion from INR25.61 billion. [Quick Link 10](#)
-  Arca Continental Sab De Cv's net sales increased +45.6% for the quarter ended June 2018 to MXN36.12 billion from MXN24.80 billion a year earlier, while net profit fell -23.1% to MXN1.33 billion from MXN1.73 billion. [Quick Link 11](#)
-  Godrej Consumer Products Ltd's revenues increased +9.2% for the quarter ended June 2018 to INR25.07 billion from INR22.95 billion a year earlier, while net profit rose +80.0% to INR4.05 billion from INR2.25 billion. [Quick Link 12](#)

## Energy:


-  Reliance Industries Ltd's revenues increased +47.0% for the quarter ended June 2018 to INR1330.69 billion from INR905.37 billion a year earlier, while net profit rose +3.9% to INR94.59 billion from INR91.08 billion. [Quick Link 13](#)
-  Novatek OAO's revenues increased +52.0% for the quarter ended June 2018 to RUB195.82 billion from RUB128.83 billion a year earlier, while net profit rose +888.9% to RUB32.04 billion from RUB3.24 billion. [Quick Link 14](#)
-  Polski Koncern Naftowy's revenues increased +15.9% for the quarter ended June 2018 to PLN26.70 billion from PLN23.03 billion a year earlier, while net income rose +1.1% to PLN1.77 billion from PLN1.75 billion. [Quick Link 15](#)
-  Oil & Natural Gas Corp Ltd's revenues increased +39.6% for the quarter ended June 2018 to INR278.86 billion from INR199.77 billion a year earlier, while net profit rose +58.1% to INR61.44 billion from INR38.85 billion. [Quick Link 16](#)

## Financials:










-  Housing Development Finance Corp's revenues increased +20.9% for the quarter ended June 2018 to INR99.52 billion from INR82.30 billion a year earlier, while net profit rose +55.3% to INR21.90 billion from INR14.10 billion. [Quick Link 17](#)
-  Itau Unibanco Holding Sa's revenues decreased -11.3% for the half year ended June 2018 to BRL70.07 billion from BRL79.03 billion a year earlier, while net income rose +3.7% to BRL12.52 billion from BRL12.07 billion. [Quick Link 18](#)
-  Banco Bradesco Sa's revenues decreased -24.9% for the year ended June 2018 to BRL58.45 billion from BRL77.79 billion a year earlier, while net income rose +12.7% to BRL8.99 billion from BRL7.98 billion. [Quick Link 19](#)
-  Icici Bank Ltd reported a net loss of INR1.20 billion for the quarter ended June 2018 compared to a net profit of INR20.49 billion a year earlier, while revenues increased +9.4% to INR147.22 billion from INR134.59 billion. [Quick Link 20](#)
-  Kotak Mahindra Bank Ltd's revenues increased +16.3% for the quarter ended June 2018 to INR69.03 billion from INR59.35 billion a year earlier, while net profit rose +16.9% to INR15.74 billion from INR13.47 billion. [Quick Link 21](#)

-  Bank Central Asia Tbk Pt's revenues increased +3.2% for the half year ended June 2018 to IDR27.12 trillion from IDR26.28 trillion a year earlier, while net profit rose +8.5% to IDR11.42 trillion from IDR10.53 trillion. [Quick Link 22](#)
-  Indusind Bank Ltd's revenues increased +20.1% for the quarter ended June 2018 to INR63.70 billion from INR53.03 billion a year earlier, while net profit fell -19.0% to INR10.36 billion from INR12.79 billion. [Quick Link 23](#)
-  Axis Bank Ltd's revenues increased +11.7% for the quarter ended June 2018 to INR157.02 billion from INR140.52 billion a year earlier, while net profit fell -46.3% to INR7.01 billion from INR13.06 billion. [Quick Link 24](#)
-  Kasikornbank Pcl's revenues increased +21.1% for the quarter ended June 2018 to THB30.75 billion from THB25.39 billion a year earlier, while net profit rose +33.2% to THB10.91 billion from THB8.19 billion. [Quick Link 25](#)
-  Bank Rakyat Indonesia Persero Tbk PT's revenues increased +7.1% for the half year ended June 2018 to IDR51.17 trillion from IDR47.78 trillion a year earlier, while net profit rose +11.0% to IDR14.93 trillion from IDR13.45 trillion. [Quick Link 26](#)
-  Yes Bank Ltd's revenues increased +33.0% for the quarter ended June 2018 to INR39.13 billion from INR29.41 billion a year earlier, while net profit rose +30.4% to INR12.60 billion from INR9.66 billion. [Quick Link 27](#)
-  Bajaj Finance Ltd's revenues increased +34.3% for the quarter ended June 2018 to INR37.96 billion from INR28.27 billion a year earlier, while net profit rose +82.9% to INR8.34 billion from INR4.56 billion. [Quick Link 28](#)
-  Bank Mandiri Persero Tbk Pt's revenues decreased -0.8% for the quarter ended June 2018 to IDR38.82 trillion from IDR39.13 trillion a year earlier, while net profit rose +25.9% to IDR15.73 trillion from IDR12.49 trillion. [Quick Link 29](#)
-  Bajaj Finserv Ltd's revenues increased +7.6% for the quarter ended June 2018 to INR294.7 million from INR274.0 million a year earlier, while net income rose +54.4% to INR60.2 million from INR39.0 million. [Quick Link 30](#)
-  Siam Commercial Bank Pcl's revenues increased +4.7% for the quarter ended June 2018 to THB23.85 billion from THB22.79 billion a year earlier, while net profit fell -6.8% to THB11.12 billion from THB11.93 billion. [Quick Link 31](#)
-  Indiabulls Housing Finance Ltd's revenues increased +23.8% for the quarter ended June 2018 to INR40.71 billion from INR32.88 billion a year earlier, while net profit rose +30.4% to INR10.55 billion from INR8.09 billion. [Quick Link 32](#)
-  Commercial International Bank Egypt SAE's revenues increased +40.8% for the quarter ended June 2018 to EGP5.00 billion from EGP3.55 billion a year earlier, while net profit rose +31.1% to EGP2.40 billion from EGP1.83 billion. [Quick Link 33](#)
-  Banco Santander Chile's revenues increased +1.8% for the quarter ended June 2018 to CLP560.72 billion from CLP550.88 billion a year earlier, while net income rose +2.7% to CLP154.52 billion from CLP150.44 billion. [Quick Link 34](#)





## Industrials:

-  Larsen & Toubro Ltd.'s revenues increased +7.7% for the quarter ended June 2018 to INR151.74 billion from INR140.89 billion a year earlier, while net profit rose +63.4% to INR9.12 billion from INR5.58 billion. [Quick Link 35](#)




## Information Technology:

-  Baidu Inc's revenues increased +24.0% for the quarter ended June 2018 to RMB25.87 billion from RMB20.87 billion a year earlier, while net income rose +44.8% to RMB6.40 billion from RMB4.42 billion. [Quick Link 36](#)
-  Infosys Limited's revenues increased +6.8% for the quarter ended June 2018 to \$2.83 billion from \$2.65 billion a year earlier, while net profit fell -1.3% to \$534.0 million from \$541.0 million. [Quick Link 37](#)
-  Tata Consultancy Services Ltd's revenues increased +15.8% for the quarter ended June 2018 to INR342.61 billion from INR295.84 billion a year earlier, while net profit rose +23.7% to INR7.4 million from INR6.0 million. [Quick Link 38](#)
-  Hangzhou Hikvision Digital Tec's revenues increased +26.9% for the half year ended June 2018 to CNY20.88 billion from CNY16.45 billion a year earlier, while net profit rose +25.3% to CNY4.11 billion from CNY3.28 billion. [Quick Link 39](#)
-  Grupo Televisa's net sales increased +16.2% for the quarter ended June 2018 to MXN26.70 billion from MXN22.98 billion a year earlier, while net income rose +153.2% to MXN4.76 billion from MXN1.88 billion. [Quick Link 40](#)
-  Yandex Nv's revenues increased +14.6% for the quarter ended June 2018 to RUB25.32 billion from RUB22.10 billion a year earlier, while net income rose +870.1% to RUB34.05 billion from RUB3.51 billion. [Quick Link 41](#)
-  Hcl Technologies Ltd's revenues increased +14.0% for the quarter ended June 2018 to INR142.03 billion from INR124.62 billion a year earlier, while net profit rose +6.0% to INR24.31 billion from INR22.94 billion. [Quick Link 42](#)
-  Wipro Ltd's revenues increased +2.6% for the quarter ended June 2018 to INR139.78 billion from INR136.26 billion a year earlier, while net profit rose +0.6% to INR20.94 billion from INR20.82 billion. [Quick Link 43](#)
-  Cielo Sa's revenues increased +3.2% for the quarter ended June 2018 to BRL3.22 billion from BRL3.12 billion a year earlier, while net income fell -17.8% to BRL817.5 million from BRL994.3 million. [Quick Link 44](#)

### Materials:

-  Vale SA's revenues increased +19.1% for the quarter ended June 2018 to \$8.62 billion from \$7.24 billion a year earlier, while net earnings rose +375.0% to \$76.0 million from \$16.0 million. [Quick Link 45](#)
-  Siam Cement Public Co's revenues increased +10.7% for the quarter ended June 2018 to THB120.45 billion from THB108.83 billion a year earlier, while net profit fell -6.4% to THB12.40 billion from THB13.25 billion. [Quick Link 46](#)
-  Ultratech Cement Ltd's revenues increased +12.3% for the quarter ended June 2018 to INR90.94 billion from INR80.95 billion a year earlier, while net profit fell -29.5% to INR6.32 billion from INR8.97 billion. [Quick Link 47](#)
-  Vedanta Ltd's revenues increased +14.8% for the quarter ended June 2018 to INR222.06 billion from INR193.42 billion a year earlier, while net profit rose +2.1% to INR15.33 billion from INR15.01 billion. [Quick Link 48](#)

### Telecommunication Services:

-  America Movil Sab De Cv reported a net loss of MXN0.24 billion for the quarter ended June 2018 compared to a net income of MXN14.31 billion a year earlier, while revenues increased +3.2% to MXN257.31 billion from MXN249.43 billion. [Quick Link 49](#)
-  Bharti Airtel Ltd's revenues decreased -8.6% for the quarter ended June 2018 to INR200.80 billion from INR219.58 billion a year earlier, while net profit fell -22.3% to INR4.80 billion from INR6.18 billion. [Quick Link 50](#)
-  Telefonica Brasil S.A.'s revenues decreased -1.3% for the quarter ended June 2018 to BRL16.34 billion from BRL16.55 billion a year earlier, while net income rose +264.4% to BRL3.17 billion from BRLO.87 billion. [Quick Link 51](#)

## Quick Links

1. "Maruti Suzuki India Ltd Reports Second Quarter 2018 Results" [https://marutistoragenew.blob.core.windows.net/msilintiwebpdf/Maruti\\_Suzuki\\_India\\_Limited\\_SEBI\\_results\\_Q1\\_2018-19.pdf](https://marutistoragenew.blob.core.windows.net/msilintiwebpdf/Maruti_Suzuki_India_Limited_SEBI_results_Q1_2018-19.pdf) (Accessed Aug 2, 2018).
2. "New Oriental Education & Technology Group Inc Reports Fiscal 2018 Results" <http://investor.neworiental.org/phoenix.zhtml?c=197416&p=irol-newsArticle&ID=2359547> (Accessed July 30, 2018).
3. "Hero Motocorp Ltd Reports First Quarter 2019 Results" [https://www.heromotocorp.com/en-in/uploads/Annual\\_Reports/quarterly\\_pdf/20180726054133-quarterly-pdf-281.pdf](https://www.heromotocorp.com/en-in/uploads/Annual_Reports/quarterly_pdf/20180726054133-quarterly-pdf-281.pdf) (Accessed Aug 3, 2018).
4. "Bajaj Auto Ltd Reports First Quarter 2019 Results" <https://www.bajajauto.com/-/media/bajaj-auto/Investors/quarter-reports/q1-results-bal-2018-19.ashx> (Accessed Aug 3, 2018).
5. "Lojas Renner Sa Reports Second Quarter 2018 Results" [http://lojasrenner.mzweb.com.br/download\\_arquivos.asp?id\\_arquivo=E64B5CEF-579D-4EAB-AC90-C228C3472EBC](http://lojasrenner.mzweb.com.br/download_arquivos.asp?id_arquivo=E64B5CEF-579D-4EAB-AC90-C228C3472EBC) (Accessed Aug 3, 2018).
6. "Ambev Sa Reports Second Quarter 2018 Results" [http://mzweb.com.br/ambev2012/web/download\\_arquivos.asp?id\\_arquivo=FC13CAE6-17DF-4F9A-AE1D-9A561D732C20](http://mzweb.com.br/ambev2012/web/download_arquivos.asp?id_arquivo=FC13CAE6-17DF-4F9A-AE1D-9A561D732C20) (Accessed Aug 2, 2018).
7. "FEMSA Reports Second Quarter 2018 Results" <https://bit.ly/2navfut> (Accessed Aug 2, 2018).
8. "Hindustan Unilever Ltd Reports Second Quarter 2018 Results" [https://www.hul.co.in/Images/jq-18-results\\_tcm1255-523950\\_en.pdf](https://www.hul.co.in/Images/jq-18-results_tcm1255-523950_en.pdf) (Accessed July 30, 2018).
9. "Walmex Reports Second Quarter 2018 Results" [https://files.walmex.mx/assets/files/Informacion%20financiera/Trimestral/Eng/2018/Walmex\\_reports\\_Results\\_for\\_2Q18.pdf](https://files.walmex.mx/assets/files/Informacion%20financiera/Trimestral/Eng/2018/Walmex_reports_Results_for_2Q18.pdf) (Accessed Aug 2, 2018).
10. "ITC Ltd Reports First Quarter 2019 Results" <https://www.itcportal.com/about-itc/shareholder-value/key-financials/Q1-18-19.pdf> (Accessed Aug 2, 2018).
11. "Arca Continental Sab De Cv Reports First Quarter 2019 Results" <http://www.arcacontal.com/media/318926/ac1t18eng.pdf> (Accessed Aug 3, 2018).
12. "Godrej Consumer Products Ltd Reports First Quarter 2019 Results" [http://www.godrejcp.com/Resources/uploads/finacial\\_presentation/GCPLResults1QFY19.pdf](http://www.godrejcp.com/Resources/uploads/finacial_presentation/GCPLResults1QFY19.pdf) (Accessed Aug 3, 2018).
13. "Reliance Industries Ltd Reports Second Quarter 2018 Results" <http://www.ril.com/getattachment/145642f6-5d47-48f2-8dd6-e811dba0c6e1/Finacial%20performance%20for%20the%20quarter%20ended%2030th%20Jun,%202018.aspx> (Accessed Aug 1, 2018).
14. "NOVATEK Announces Consolidated IFRS Results for the Second Quarter 2018" [http://www.novatek.ru/en/press/releases/index.php?id\\_4=2536](http://www.novatek.ru/en/press/releases/index.php?id_4=2536) (Accessed Aug 2, 2018).
15. "Polski Koncern Naftowy Reports Second Quarter 2018 Results" [https://www.orlen.pl/EN/InvestorRelations/Presentations/Presentations/Wyniki\\_2Q18\\_ENG\\_FINAL.pdf](https://www.orlen.pl/EN/InvestorRelations/Presentations/Presentations/Wyniki_2Q18_ENG_FINAL.pdf) (Accessed Aug 3, 2018).
16. "Oil & Natural Gas Corp Ltd Reports Second Quarter 2018 Results" <https://bit.ly/2O5Cr6n> (Accessed Aug 3, 2018).
17. "Housing Development Finance Corp Reports Second Quarter 2018 Results" [https://images.hdfc.com/s3fs-public/quarter%20ended%20\(Standalone\)%20%20June%2030,%202018.pdf?kUDVLXyKeyWa0XNEvaBAs0HhaT9gzixY](https://images.hdfc.com/s3fs-public/quarter%20ended%20(Standalone)%20%20June%2030,%202018.pdf?kUDVLXyKeyWa0XNEvaBAs0HhaT9gzixY) (Accessed Aug 2, 2018).

18. "Itau Unibanco Holding Sa Reports Half Year Results" <https://bit.ly/2OAxJif> (Accessed Aug 1, 2018).
19. "Banco Bradesco Sa Reports Full Year 2018 Results" [https://www.bradescoRI.com.br/siteBradescoRI/Uploads/ModArquivos/493/493\\_2\\_Book\\_Ing.pdf](https://www.bradescoRI.com.br/siteBradescoRI/Uploads/ModArquivos/493/493_2_Book_Ing.pdf) (Accessed Aug 1, 2018).
20. "Icici Bank Ltd Reports Second Quarter 2018 Results" [https://www.icicibank.com/managed-assets/docs/investor/quarterly-financial-results/2018/2018\\_07\\_Q1-2019\\_PR2.pdf](https://www.icicibank.com/managed-assets/docs/investor/quarterly-financial-results/2018/2018_07_Q1-2019_PR2.pdf) (Accessed Aug 2, 2018).
21. "Kotak Mahindra Bank Ltd Reports Second Quarter 2018 Results" <https://www.kotak.com/content/dam/Kotak/about-us/media-press-releases/2018/kotak-mahindra-bank-financial-results-q1-fy19.zip> (Accessed Aug 2, 2018).
22. "Bank Central Asia Tbk Pt Reports Half Year Results" <https://www.bca.co.id/~media/Files/Report/Quartal/2018/20180726-laporan-finansial-per-kuartal-EN.ashx> (Accessed Aug 2, 2018).
23. "Indusind Bank Ltd Reports First Quarter 2019 Results" <http://www.indusind.com/content/dam/indusind/FinancialTimeline/2018-19/Quarter1/Published-Results-June2018.pdf> (Accessed Aug 2, 2018).
24. "Axis Bank Ltd Reports First Quarter 2019 Results" [https://www.axisbank.com/docs/default-source/quarterly-results/unaudited-financial-results-for-the-quarter-ended-30th-june-2018.pdf?sfvrsn=b5feb555\\_8](https://www.axisbank.com/docs/default-source/quarterly-results/unaudited-financial-results-for-the-quarter-ended-30th-june-2018.pdf?sfvrsn=b5feb555_8) (Accessed Aug 2, 2018).
25. "Kasikornbank Pcl Reports Second Quarter 2018 Results" [https://www.kasikornbank.com/en/IR/FinanInfoReports/financialReports/2Q18\\_KBank\\_unaudited-E.pdf](https://www.kasikornbank.com/en/IR/FinanInfoReports/financialReports/2Q18_KBank_unaudited-E.pdf) (Accessed July 30, 2018).
26. "Bank Rakyat Indonesia Persero Tbk PT Reports Half Year 2018 Results" <http://ir-bri.com/misc/MR/2018/BRI-Quarterly-Publication-June-30-2018.pdf> (Accessed Aug 2, 2018).
27. "Yes Bank Ltd Reports First Quarter 2019 Results" [https://www.yesbank.in/pdf/q1fy2018\\_19\\_press\\_release\\_mn\\_pdf](https://www.yesbank.in/pdf/q1fy2018_19_press_release_mn_pdf) (Accessed Aug 2, 2018).
28. "Bajaj Finance Ltd Reports First Quarter 2019 Results" [https://www.bajajfinserv.in/bajaj-finance-q1-unaudited-financials\\_fy19.pdf](https://www.bajajfinserv.in/bajaj-finance-q1-unaudited-financials_fy19.pdf) (Accessed Aug 3, 2018).
29. "Bank Mandiri Persero Tbk Pt Reports Second Quarter 2018 Results" [http://media.corporate-ir.net/media\\_files/IROL/14/146157/FA-Mandiri-LapKeu-English-300-530mm-.pdf](http://media.corporate-ir.net/media_files/IROL/14/146157/FA-Mandiri-LapKeu-English-300-530mm-.pdf) (Accessed Aug 3, 2018).
30. "Bajaj Finserv Ltd Reports Second Quarter 2018 Results" <https://www.bajajfinserv.in/q1-results-bfs-2018-19.pdf> (Accessed Aug 3, 2018).
31. "Siam Commercial Bank Pcl Reports Second Quarter 2018 Results" [https://www.scb.co.th/content/dam/scb/investor-relations/documents/financial-information/en/2018/financial-result/2q18-financial-statement\\_eng.pdf](https://www.scb.co.th/content/dam/scb/investor-relations/documents/financial-information/en/2018/financial-result/2q18-financial-statement_eng.pdf) (Accessed Aug 3, 2018).
32. "Indiabulls Housing Finance Ltd Reports First Quarter 2019 Results" <https://www.indiabullshomeloans.com/uploads/investors/ibhfl-june-2018-final-results-for-indiabulls-website-0533743001533210244.pdf> (Accessed Aug 3, 2018).
33. "Commercial International Bank Reports Second Quarter 2018 Results" <https://www.cibeg.com/English/InvestorRelations/FinancialInformation/Earning%20Releases/2Q18%20Press%20Release.pdf> (Accessed Aug 3, 2018).
34. "Banco Santander Chile Reports Second Quarter 2018 Results" <http://phx.corporate-ir.net/External.File?item=UGFyZW50SUQ9NDA4ODg2fENodWxkSUQ9LTF8VHlwZT0z&t=1&cb=636679509005145127> (Accessed Aug 3, 2018).
35. "Larsen & Toubro Ltd Reports First Quarter 2019 Results" <http://investors.larsentoubro.com/upload/Quarterly/FY2019QuarterlyStandalone%20and%20Consolidated%20Results%202018-19-Q1.pdf> (Accessed Aug 3, 2018).
36. "Baidu Announces Second Quarter 2018 Results" <http://ir.baidu.com/phoenix.zhtml?c=188488&p=irol-newsArticle&ID=2361151> (Accessed Aug 2, 2018).
37. "Infosys Limited Reports Second Quarter 2018 Results" <https://www.infosys.com/investors/reports-filings/quarterly-results/2018-2019/q1/Documents/IFRS-USD-Earnings-release.pdf> (Accessed July 27, 2018).
38. "Tata Consultancy Services Ltd Reports Second Quarter 2018 Results" <https://www.tcs.com/content/dam/tcs/investor-relations/financial-statements/2018-19/q1/IND%20AS/Condensed%20Consolidated.pdf> (Accessed July 27, 2018).
39. "Hangzhou Hikvision Digital Tec Reports Half Year Results" <http://oversea-download.hikvision.com//uploadfile/Investment%20Relationship/Hikvision%202018%20Half%20Year%20Report.pdf> (Accessed Aug 2, 2018).
40. "Grupo Televisa Reports Second Quarter 2018 Results" <http://www.televisair.com/~media/Files/T/Televisa-IR/documents/ENG-2Q18-180708.pdf> (Accessed July 30, 2018).
41. "Yandex Nv Reports Second Quarter 2018 Results" <https://ir.yandex/releasedetail.cfm?ReleaseID=1073001> (Accessed July 30, 2018).
42. "Hcl Technologies Ltd Reports First Quarter 2019 Results" [https://www.hcltech.com/sites/default/files/full\\_financial\\_results\\_-\\_qtr.\\_ended\\_june\\_30\\_2018.pdf](https://www.hcltech.com/sites/default/files/full_financial_results_-_qtr._ended_june_30_2018.pdf) (Accessed Aug 3, 2018).
43. "Wipro Ltd Reports First Quarter 2019 Results" <https://www.wipro.com/content/dam/nexus/en/investor/quarterly-results/2018-2019/q1fy19/press-release-q1-fy19.pdf> (Accessed Aug 3, 2018).
44. "Cielo Sa Reports Second Quarter 2018 Results" [https://s3.amazonaws.com/mz-filemanager/4d1ebe73-b068-4443-992a-3d72d573238c/cc2d2be4-b8a2-4acf-9d75-dc58eeeb99c6\\_Cielo\\_ER\\_2T18\\_eng.pdf](https://s3.amazonaws.com/mz-filemanager/4d1ebe73-b068-4443-992a-3d72d573238c/cc2d2be4-b8a2-4acf-9d75-dc58eeeb99c6_Cielo_ER_2T18_eng.pdf) (Accessed Aug 3, 2018).
45. "Vale SA Reports Second Quarter 2018 Results" [http://www.vale.com/EN/investors/information-market/Press-Releases/ReleaseDocuments/Vale\\_IFRS\\_2Q18%20i\\_vf.pdf](http://www.vale.com/EN/investors/information-market/Press-Releases/ReleaseDocuments/Vale_IFRS_2Q18%20i_vf.pdf) (Accessed Aug 1, 2018).
46. "Siam Cement Public Co Reports Second Quarter 2018 Results" <https://scc.listedcompany.com/misc/FS/20180725-scc-fs-2q2018-unreview-en.pdf> (Accessed Aug 2, 2018).
47. "Ultratech Cement Ltd Reports First Quarter 2019 Results" [https://www.ultratechcement.com/common/images/downloads/07182018144728\\_UltraTech%20Cement%20Q1%20Consolidated%20Results.pdf](https://www.ultratechcement.com/common/images/downloads/07182018144728_UltraTech%20Cement%20Q1%20Consolidated%20Results.pdf) (Accessed Aug 3, 2018).
48. "Vedanta Ltd Reports First Quarter 2019 Results" [http://www.vedantalimited.com/media/129575/ved\\_ltd\\_press\\_release\\_q1\\_fy2019\\_vf.pdf](http://www.vedantalimited.com/media/129575/ved_ltd_press_release_q1_fy2019_vf.pdf) (Accessed Aug 3, 2018).

## Quick Links (cont'd)

49. "America Movil Reports Second Quarter 2018 Results" <http://www.americamovil.com/sites/default/files/2018-07/2q18-report.pdf> (Accessed Aug 2, 2018).
50. "Bharti Airtel Ltd Reports First Quarter 2019 Results" [https://s3-ap-southeast-1.amazonaws.com/bsy/iportal/images/Quarterly-Report-Q1-FY19\\_080896B560E55F97671795340BA41C68.pdf](https://s3-ap-southeast-1.amazonaws.com/bsy/iportal/images/Quarterly-Report-Q1-FY19_080896B560E55F97671795340BA41C68.pdf) (Accessed Aug 3, 2018).
51. "Telefonica Brasil S.A. Reports Second Quarter 2018 Results" <http://ri.telefonica.com.br/en/documentos/1724-Press-Release-2Q18.pdf> (Accessed Aug 3, 2018).