

SNM500 Report

Monthly Report on the US Equity Mid Cap 500

December 2016

Index Fundamentals

TTM EPS S&P 500 106.77 SNM500 130.53 Forward EPS S&P 500 118.91 SNM500 157.81 Forecast S&P 500 +11.37% SNM500 +20.90%		TTM P/E S&P 500 20.97 SNM500 27.19 Forward P/E S&P 500 18.83 SNM500 22.49		TTM Div. Yield S&P 500 2.09 SNM500 1.34 Forward Div. Yield S&P 500 2.08 SNM500 1.13 Forecast S&P 500 -0.48% SNM500 -15.67%	
--	--	--	--	---	--

Source: Bloomberg

Index Performance

Total Return Price Appreciation	
1 Month	1.26%
YTD	15.12%
1 Year	15.12%
3 Year	17.27%
5 Year	94.52%
Inception	344.04%

Compound Annual Growth Rate	
1 Year	15.12%
3 Year	5.45%
5 Year	14.23%
Since Inception	9.17%

*Returns under 1 year are not annualized






Source: S-Network as of 12/31/2016

SNM500 Sector Performance (11/30/16 – 12/31/16)	
Consumer Discretionary	-0.55%
Consumer Staples	2.75%
Energy	-0.63%
Financials	4.77%
Health Care	-0.40%
Industrials	1.02%
Information Technology	1.49%
Materials	-1.43%
Real Estate	-0.59%
Telecommunication Services	-1.84%
Utilities	3.66%


Leading Movers				
Company Name	Ticker	Opening	Closing	Change
FLOWERS FOODS INC	FLO US	15.52	19.97	28.67%
ADVANCED MICRO DEVICES INC	AMD US	8.91	11.34	27.27%
RADIAN GROUP INC	RDN US	14.56	17.98	23.49%
US FOODS HOLDING CORP	USFD US	22.86	27.48	20.21%
CLARCOR INC	CLC US	70.45	82.47	17.06%

Lagging Movers				
Company Name	Ticker	Opening	Closing	Change
AGIOS PHARMACEUTICALS INC	AGIO US	58.21	41.73	-28.31%
HORIZON PHARMA PLC	HZNP US	19.80	16.18	-18.28%
NUTANIX INC A	NTNX US	32.00	26.56	-17.00%
INTREXON CORP	XON US	29.18	24.30	-16.72%
NEUROCRINE BIOSCIENCES INC	NBIX US	46.45	38.70	-16.68%


Consumer Discretionary:

-  Vail Resorts Inc reported a net loss of \$62.6 million for the quarter ended October 2016 compared to a net loss of \$59.6 million a year earlier, while revenues increased +2.1% to \$178.3 million from \$174.6 million. [Quick Link 1](#)
-  Toll Brothers Inc's revenues increased +24.0% for the year ended October 2016 to \$5.17 billion from \$4.17 billion a year earlier, while net income rose +5.2% to \$382.1 million from \$363.2 million. [Quick Link 2](#)
-  The Michaels Cos Inc's net sales increased +5.1% for the quarter ended October 2016 to \$1.23 billion from \$1.17 billion a year earlier, while net income fell -0.4% to \$76.5 million from \$76.8 million. [Quick Link 3](#)
-  John Wiley & Sons Inc reported a net loss of \$11.5 million for the quarter ended October 2016 compared to a net income of \$43.6 million a year earlier, while revenues decreased -1.8% to \$425.59 million from \$433.36 million. [Quick Link 4](#)
-  H&R Block Inc reported a net loss of \$146.2 million for the quarter ended October 2016 compared to a net loss of \$145.0 million a year earlier, while revenues increased +2.3% to \$131.3 million from \$128.4 million. [Quick Link 5](#)






Consumer Staples:

-  Casey's General Stores Inc's revenues remained flat at \$1.92 billion for the quarter ended October 2016 as compared to a year earlier, while net income fell -27.6% to \$57.2 million from \$79.0 million. [Quick Link 6](#)





Health Care:

-  Cantel Medical Corp's net sales increased +22.1% for the quarter ended October 2016 to \$187.7 million from \$153.8 million a year earlier, while net income rose +31.9% to \$18.8 million from \$14.3 million. [Quick Link 7](#)

Industrials:

-  Hd Supply Holdings Inc's revenues increased +3.6% for the quarter ended October 2016 to \$2.01 billion from \$1.94 billion a year earlier, while net income fell -76.0% to \$60.0 million from \$250.0 million. [Quick Link 8](#)
-  Donaldson Co Inc's net sales decreased -0.9% for the quarter ended October 2016 to \$533.0 million from \$538.0 million a year earlier, while net earnings rose +50.6% to \$58.0 million from \$38.5 million. [Quick Link 9](#)
-  The Toro Co's net sales remained flat at \$2.39 billion for the year ended October 2016 as compared to a year earlier, while net earnings rose +14.6% to \$231.0 million from \$201.6 million. [Quick Link 10](#)
-  HEICO Corp's net sales increased +16.0% for the year ended October 2016 to \$1.38 billion from \$1.19 billion a year earlier, while net income rose +17.1% to \$156.2 million from \$133.4 million. [Quick Link 11](#)
-  Nordson Corp's net sales increased +7.1% for the year ended October 2016 to \$1.81 billion from \$1.69 billion a year earlier, while net income rose +28.8% to \$271.8 million from \$211.1 million. [Quick Link 12](#)

Information Technology:

-  Ciena Corp's revenues increased +6.1% for the year ended October 2016 to \$2.60 billion from \$2.45 billion a year earlier, while net income rose +521.9% to \$72.6 million from \$11.7 million. [Quick Link 13](#)
-  FactSet Research Systems Inc's revenues increased +6.5% for the quarter ended November 2016 to \$288.1 million from \$270.5 million a year earlier, while net income rose +11.0% to \$66.6 million from \$60.0 million. [Quick Link 14](#)
-  Jabil Circuit Inc's revenues decreased -2.1% for the quarter ended November 2016 to \$5.10 billion from \$5.21 billion a year earlier, while net income fell -33.3% to \$88.0 million from \$131.9 million. [Quick Link 15](#)
-  VeriFone Systems Inc reported a net loss of \$9.3 million for the year ended October 2016 compared to a net income of \$79.1 million a year earlier, while revenues decreased -0.5% to \$1.99 billion from \$2.00 billion. [Quick Link 16](#)

1. "Vail Resorts Reports Fiscal 2017 First Quarter Results" <http://investors.vailresorts.com/releasedetail.cfm?ReleaseID=1003509> (accessed Dec 19, 2016).
2. "Toll Brothers Reports 4th Qtr and FYE 2016 Results" <https://goo.gl/ib4xwj> (accessed Dec 19, 2016).
3. "The Michaels Companies Announces Third Quarter 2016 Results" <http://investors.michaels.com/releasedetail.cfm?ReleaseID=1002826> (accessed Dec 19, 2016).
4. "Wiley Reports Second Quarter Fiscal Year 2017 Results" http://media.wiley.com/PressRelease/130002/Q217_Press_Tables_Final.pdf (accessed Dec 19, 2016).
5. "H&R Block Announces Fiscal 2017 Second Quarter Results" <http://investors.hrblock.com/phoenix.zhtml?c=76888&p=iro-l-newsarticle&ID=2228349> (accessed Dec 19, 2016).
6. "Casey's General Stores Inc Announces Second Quarter Results" <https://goo.gl/jQtixm> (accessed Dec 19, 2016).
7. "Cantel Medical Reports Fiscal 2017 First Quarter Results" <https://goo.gl/3lXXsN> (accessed Dec 19, 2016).
8. "HD Supply Holdings, Inc. Announces Fiscal 2016 Third-Quarter Results" <http://ir.hdsupply.com/releasedetail.cfm?ReleaseID=1002815> (accessed Dec 19, 2016).
9. "Donaldson Company Reports Fiscal 2017 First Quarter Earnings" https://ir.donaldson.com/files/doc_financials/2017/Q1/Q1'17-Earnings-Release-with-Schedules_FINAL.pdf (accessed Dec 19, 2016).
10. "The Toro Company Reports Record Fiscal 2016 Results" <http://phx.corporate-ir.net/phoenix.zhtml?c=62289&p=iro-l-newsArticle&ID=2228512> (accessed Dec 19, 2016).
11. "HEICO Corporation Reports Full Year Fiscal 2016 Results" https://globenewswire.com/newsarchive/hei/pages/news_printer.html?id=897387&print=1 (accessed Dec 19, 2016).
12. "Nordson Corp Reports Fiscal Year 2016 Full Year Results" <http://www.nordson.com/-/media/Files/Nordson/Corporate/Earnings/4q16pr.pdf?la=en> (accessed Dec 19, 2016).
13. "Ciena Reports Fiscal 2016 Year-End Financial Results" http://investor.ciena.com/phoenix.zhtml?c=99134&p=iro-l-newsArticle_print&ID=2228458 (accessed Dec 19, 2016).
14. "FactSet Reports First Quarter 2017 Results" <https://goo.gl/yuWbdy> (accessed Dec 20, 2016).
15. "Jabil Posts First Quarter Results" <http://jbl.client.shareholder.com/releasedetail.cfm?ReleaseID=1004492> (accessed Dec 19, 2016).
16. "Verifone Reports Results for the Full Year Fiscal 2016" <http://ir.verifone.com/Cache/15000941110.PDF?O=PDF&T=&Y=&D=&FID=15000941110&iid=4101351> (accessed Dec 19, 2016).