

# SND2000 Report

## Monthly Report on the Developed International 2000

### March 2018

### Index Fundamentals

<b>TTM EPS</b> <u>MXEA</u> <u>SND2000</u> 125.07      77.02 <b>Forward EPS</b> <u>MXEA</u> <u>SND2000</u> 142.86      93.21 <b>Forecast</b> <u>MXEA</u> <u>SND2000</u> +14.22%    +21.02%				<b>TTM P/E</b> <u>MXEA</u> <u>SND2000</u> 16.04      16.84 <b>Forward P/E</b> <u>MXEA</u> <u>SND2000</u> 14.04      13.91				<b>TTM Div. Yield</b> <u>MXEA</u> <u>SND2000</u> 3.18      2.98 <b>Forward Div. Yield</b> <u>MXEA</u> <u>SND2000</u> 3.40      3.22 <b>Forecast</b> <u>MXEA</u> <u>SND2000</u> +6.92%    +8.05%			
---	--	--	--	--	--	--	--	---	--	--	--

Source: Bloomberg

### Index Performance

Total Return Price Appreciation		Compound Annual Growth Rate	
1 Month	-0.96%	1 Year	17.60%
YTD	-0.01%	3 Year	7.44%
1 Year	17.60%	5 Year	7.64%
3 Year	24.02%	Since Inception	6.48%
5 Year	44.52%		
Inception	115.90%		

\*Returns under 1 year are not annualized



Source: S-Network as of 03/31/2018

SND2000 Sector Performance (02/28/18 – 03/31/18)		Leading Movers				
Consumer Discretionary	-2.29%	Company Name	Ticker	Opening	Closing	Change
Consumer Staples	1.40%	NIPPON MEAT PACK	2282 JP	22.53	40.85	81.30%
Energy	0.26%	YAGEO CORPORATION	2327 TT	11.26	17.84	58.40%
Financials	-4.20%	NEX GROUP	NXG LN	9.27	13.76	48.55%
Health Care	-0.33%	HIKMA PHARMACEUTICALS PLC	HIK LN	11.87	16.96	42.84%
Industrials	-2.82%	HYUNDAI GLOVIS	086280 KS	131.61	170.96	29.90%
Information Technology	-1.34%	Lagging Movers				
Materials	-4.21%	Company Name	Ticker	Opening	Closing	Change
Real Estate	0.16%	WARTSILA OYJ ABP	WRT1V FH	70.65	22.07	-68.76%
Telecommunication Services	-2.31%	NIFCO INC	7988 JP	72.05	33.33	-53.74%
Utilities	4.36%	NEXON CO LTD	3659 JP	36.35	16.82	-53.73%
		MICRO FOCUS INTL.	MCRO LN	28.42	13.84	-51.29%
		K'S HOLDINGS CORP	8282 JP	27.94	13.75	-50.80%



## Consumer Discretionary:

-  Adidas AG's net sales increased +14.8% for the year ended December 2017 to €21.22 billion from €18.48 billion a year earlier, while net income rose +7.8% to €1.10 billion from €1.02 billion. [Quick Link 1](#)
-  Bayerische Motoren Werke AG's revenues increased +4.8% for the year ended December 2017 to €98.68 billion from €94.16 billion a year earlier, while net profit rose +26.0% to €8.71 billion from €6.91 billion. [Quick Link 2](#)
-  Inditex SA's net sales increased +8.7% for the year ended January 2018 to €25.34 billion from €23.31 billion a year earlier, while net income rose +6.6% to €3.37 billion from €3.16 billion. [Quick Link 3](#)
-  Continental (Xet)'s net sales increased +8.5% for the year ended December 2017 to €44.01 billion from €40.55 billion a year earlier, while net income rose +6.4% to €2.98 billion from €2.80 billion. [Quick Link 4](#)
-  WPP Plc's revenues increased +6.1% for the year ended December 2017 to £15.27 billion from £14.39 billion a year earlier, while net profit rose +30.0% to £1.82 billion from £1.40 billion. [Quick Link 5](#)
-  Swatch Group Ag-B's net sales increased +5.4% for the year ended December 2017 to CHF7.96 billion from CHF7.55 billion a year earlier, while net income rose +27.3% to CHF755.0 million from CHF593.0 million. [Quick Link 6](#)
-  Hermes International's revenues increased +6.7% for the year ended December 2017 to €5.55 billion from €5.20 billion a year earlier, while net profit rose +10.9% to €1.22 billion from €1.10 billion. [Quick Link 7](#)
-  Nitori Holdings's net sales increased +11.5% for the quarter ended February 2018 to ¥422.70 billion from ¥379.00 billion a year earlier, while net profit rose +7.8% to ¥51.20 billion from ¥47.50 billion. [Quick Link 8](#)
-  H & M Hennes & Mauritz AB's net sales increased +4.0% for the year ended December 2017 to SEK231.77 billion from SEK222.86 billion a year earlier, while net profit fell -13.2% to SEK16.18 billion from SEK18.64 billion. [Quick Link 9](#)
-  Peugeot SA's revenues increased +20.7% for the year ended December 2017 to €65.21 billion from €54.03 billion a year earlier, while net profit rose +11.6% to €1.93 billion from €1.73 billion. [Quick Link 10](#)
-  Dollarama Inc's net sales increased +10.5% for the year ended January 2018 to \$3.27 billion from \$2.96 billion a year earlier, while net earnings rose +16.6% to \$519.4 million from \$445.6 million. [Quick Link 11](#)
-  Sekisui House Ltd's net sales increased +6.4% for the year ended January 2018 to ¥2.16 trillion from ¥2.03 trillion a year earlier, while net profit rose +9.4% to ¥133.20 billion from ¥121.80 billion. [Quick Link 12](#)
-  Next Plc's revenues decreased -1.0% for the year ended January 2018 to £4.06 billion from £4.10 billion a year earlier, while net profit fell -6.8% to £591.8 million from £635.3 million. [Quick Link 13](#)
-  Kingfisher Plc's net sales increased +3.8% for the year ended January 2018 to £11.66 billion from £11.23 billion a year earlier, while net profit fell -20.5% to £485.0 million from £610.0 million. [Quick Link 14](#)




## Consumer Staples:









-  Anheuser-Busch InBev's revenues increased +24.0% for the year ended December 2017 to \$56.44 billion from \$45.52 billion a year earlier, while net profit rose +545.2% to \$8.00 billion from \$1.24 billion. [Quick Link 15](#)
-  Beiersdorf AG's net sales increased +4.4% for the year ended December 2017 to €7.05 billion from €6.75 billion a year earlier, while net profit rose +6.9% to €1.08 billion from €1.01 billion. [Quick Link 16](#)

## Energy:


-  Canadian Natural Resources Ltd reported net earnings of CAD2.4 billion for the year ended December 2017 compared to a net loss of CAD0.2 billion a year earlier, while revenues increased +58.3% to CAD16.65 billion from CAD10.52 billion. [Quick Link 17](#)
-  SNAM SpA's revenues increased +1.2% for the year ended December 2017 to €2.53 billion from €2.50 billion a year earlier, while net profit fell -4.0% to €861.0 million from €897.0 million. [Quick Link 18](#)

## Financials:














-  Toronto-Dominion Bank's revenues increased +2.6% for the quarter ended January 2018 to CAD9.36 billion from CAD9.12 billion a year earlier, while net income fell -7.1% to CAD2.35 billion from CAD2.53 billion. [Quick Link 19](#)
-  Prudential Plc's revenues increased +20.5% for the year ended December 2017 to £86.56 billion from £71.84 billion a year earlier, while net profit rose +24.5% to £2.39 billion from £1.92 billion. [Quick Link 20](#)
-  Aviva Plc's revenues decreased -10.2% for the year ended December 2017 to £49.65 billion from £55.29 billion a year earlier, while net profit rose +114.3% to £1.50 billion from £0.70 billion. [Quick Link 21](#)

-  Assicurazioni Generali SpA's revenues increased +4.3% for the year ended December 2017 to €89.20 billion from €85.52 billion a year earlier, while net earnings rose +1.4% to €2.11 billion from €2.08 billion. [Quick Link 22](#)
-  KB Financial Group Inc's revenues increased +20.5% for the year ended December 2017 to KRW7.71 billion from KRW6.40 billion a year earlier, while net profit rose +54.7% to KRW3.31 billion from KRW2.14 billion. [Quick Link 23](#)
-  London Stock Exchange Group Plc's revenues increased +16.4% for the year ended December 2017 to £1.77 billion from £1.52 billion a year earlier, while net profit rose +46.6% to £626.0 million from £427.0 million. [Quick Link 24](#)
-  BOC Hong Kong Ltd's revenues increased +14.5% for the year ended December 2017 to HKD48.77 billion from HKD42.60 billion a year earlier, while net profit rose +15.9% to HKD28.48 billion from HKD24.57 billion. [Quick Link 25](#)
-  Cathay Financial Holding Co Ltd's revenues increased +9.8% for the year ended December 2017 to TWP168.46 billion from TWP153.48 billion a year earlier, while net income rose +18.0% to TWP56.67 billion from TWP48.04 billion. [Quick Link 26](#)
-  Partners Group Holding's revenues increased +27.4% for the year ended December 2017 to CHF1.21 billion from CHF0.95 billion a year earlier, while net profit rose +34.8% to CHF752.3 million from CHF558.1 million. [Quick Link 27](#)
-  Samsung Life Insurance Co Ltd's revenues decreased -0.6% for the year ended December 2017 to KRW16.95 trillion from KRW17.05 trillion a year earlier, while net profit fell -41.5% to KRW1.20 trillion from KRW2.05 trillion. [Quick Link 28](#)
-  GBL New reported a net profit of €705.4 million for the year ended December 2017 compared to a net loss of €457.7 million a year earlier, while revenues increased +8.8% to €4.93 billion from €4.53 billion. [Quick Link 29](#)


### Health Care:

-  Essilor International Compagnie Generale d'Optique SA's revenues increased +5.2% for the year ended December 2017 to €7.49 billion from €7.12 billion a year earlier, while net profit rose +1.6% to €1.25 billion from €1.23 billion. [Quick Link 30](#)
-  Merck KGaA's net sales increased +2.1% for the year ended December 2017 to €15.33 billion from €15.02 billion a year earlier, while net profit rose +59.5% to €2.60 billion from €1.63 billion. [Quick Link 31](#)

### Industrials:


-  Deutsche Post AG's revenues increased +5.4% for the year ended December 2017 to €60.44 billion from €57.33 billion a year earlier, while net profit rose +2.7% to €2.71 billion from €2.64 billion. [Quick Link 32](#)
-  CK Hutchison Holdings Ltd's revenues increased +8.5% for the year ended December 2017 to HKD414.84 billion from HKD382.32 billion a year earlier, while net profit rose +6.3% to HKD35.10 billion from HKD33.01 billion. [Quick Link 33](#)
-  Rolls-Royce Holdings Plc reported a net profit of £4.21 billion for the year ended December 2017 compared to a net loss of £4.03 billion a year earlier, while revenues increased +9.0% to £16.31 billion from £14.96 billion. [Quick Link 34](#)
-  Jardine Matheson Hldgs Ltd's revenues increased +6.5% for the year ended December 2017 to \$39.46 billion from \$37.05 billion a year earlier, while net profit fell -68.4% to \$0.79 billion from \$2.50 billion. [Quick Link 35](#)
-  IHS Markit Ltd's revenues increased +10.4% for the quarter ended February 2018 to \$932.1 million from \$844.2 million a year earlier, while net income rose +265.6% to \$241.3 million from \$66.0 million. [Quick Link 36](#)
-  Ferguson Plc's revenues increased +6.9% for the half year ended January 2018 to \$10.03 billion from \$9.38 billion a year earlier, while net profit rose +67.8% to \$458.0 million from \$273.0 million. [Quick Link 37](#)
-  Geberit AG Reg's net sales increased +3.6% for the year ended December 2017 to CHF2.91 billion from CHF2.81 billion a year earlier, while net income fell -3.8% to CHF527.4 million from CHF548.2 million. [Quick Link 38](#)
-  Deutsche Lufthansa AG's revenues increased +12.4% for the year ended December 2017 to €35.58 billion from €31.66 billion a year earlier, while net income rose +32.6% to €2.36 billion from €1.78 billion. [Quick Link 39](#)
-  Ashtead Group Plc's revenues increased +13.9% for the quarter ended January 2018 to £916.1 million from £804.5 million a year earlier, while net profit rose +401.4% to £548.0 million from £109.3 million. [Quick Link 40](#)
-  Thales SA's net sales increased +6.1% for the year ended December 2017 to €15.80 billion from €14.89 billion a year earlier, while net income fell -13.7% to €0.88 billion from €1.02 billion. [Quick Link 41](#)
-  Adecco Group Ag Reg's revenues increased +4.2% for the year ended December 2017 to €23.66 billion from €22.71 billion a year earlier, while net income rose +9.0% to €788.0 million from €723.0 million. [Quick Link 42](#)
-  Intertek Group Plc's revenues increased +7.8% for the year ended December 2017 to £2.77 billion from £2.57 billion a year earlier, while net earnings rose +14.5% to £331.3 million from £289.3 million. [Quick Link 43](#)
-  Brenntag's net sales increased +11.8% for the year ended December 2017 to €11.74 billion from €10.50 billion a year earlier, while net profit rose +0.3% to €362.0 million from €361.0 million. [Quick Link 44](#)

### Information Technology:


 Broadcom Ltd's revenues increased +28.7% for the quarter ended January 2018 to \$5.33 billion from \$4.14 billion a year earlier, while net income rose sharply to \$6.23 billion from \$0.24 billion. [Quick Link 45](#)


### Materials:


 CRH Plc's revenues increased +1.7% for the year ended December 2017 to €25.22 billion from €24.79 billion a year earlier, while net profit rose +51.2% to €1.92 billion from €1.27 billion. [Quick Link 46](#)

 Lafargeholcim Ltd reported a net loss of CHF1.68 billion for the year ended December 2017 compared to a net income of CHF1.79 billion a year earlier, while revenues decreased -2.9% to CHF26.13 billion from CHF26.90 billion. [Quick Link 47](#)


 Akzo Nobel NV's revenues increased +1.9% for the year ended December 2017 to €9.61 billion from €9.43 billion a year earlier, while net profit fell -10.1% to €764.0 million from €850.0 million. [Quick Link 48](#)

 HeidelbergCement AG's revenues increased +13.8% for the year ended December 2017 to €17.27 billion from €15.17 billion a year earlier, while net profit rose +27.7% to €1.06 billion from €0.83 billion. [Quick Link 49](#)


 Franco-Nevada Corp's revenues increased +10.7% for the year ended December 2017 to \$675.0 million from \$610.0 million a year earlier, while net income rose +68.3% to \$312.7 million from \$185.8 million. [Quick Link 50](#)

 Mondi Plc's revenues increased +6.6% for the year ended December 2017 to €7.10 billion from €6.66 billion a year earlier, while net profit rose +5.2% to €671.0 million from €638.0 million. [Quick Link 51](#)

### Real Estate:


 China Overseas Land & Investment Ltd's revenues increased +1.2% for the year ended December 2017 to HKD166.04 billion from HKD164.07 billion a year earlier, while net profit rose +10.1% to HKD40.77 billion from HKD37.02 billion. [Quick Link 52](#)


### Telecommunication Services:


 Telecom Italia SpA's revenues increased +4.2% for the year ended December 2017 to €19.83 billion from €19.03 billion a year earlier, while net profit fell -38.1% to €1.12 billion from €1.81 billion. [Quick Link 53](#)


### Utilities:

 Enel SpA's revenues increased +5.7% for the year ended December 2017 to €74.64 billion from €70.59 billion a year earlier, while net income rose +47.1% to €3.78 billion from €2.57 billion. [Quick Link 54](#)

 Engie reported a net income of €1.42 billion for the year ended December 2017 compared to a net loss of €0.42 billion a year earlier, while revenues increased +0.3% to €65.03 billion from €64.84 billion. [Quick Link 55](#)

 E.ON SE reported a net income of €3.93 billion for the year ended December 2017 compared to a net loss of €8.45 billion a year earlier, while net sales decreased -0.5% to €37.97 billion from €38.17 billion. [Quick Link 56](#)

 RWE AG reported a net income of €1.90 billion for the year ended December 2017 compared to a net loss of €5.71 billion a year earlier, while revenues decreased -2.7% to €42.43 billion from €43.59 billion. [Quick Link 57](#)

 Power Assets Holdings's revenues increased +10.1% for the year ended December 2017 to HKD1.42 billion from HKD1.29 billion a year earlier, while net profit rose +29.6% to HKD8.32 billion from HKD6.42 billion. [Quick Link 58](#)

1. "Adidas reports full year 2017 results" [https://www.adidas-group.com/media/filer\\_public/5f/8a/5f8abbff-7e5d-49a9-8169-ea16225e9798/adidasag\\_2017fyresults\\_en\\_final.pdf](https://www.adidas-group.com/media/filer_public/5f/8a/5f8abbff-7e5d-49a9-8169-ea16225e9798/adidasag_2017fyresults_en_final.pdf) (Accessed Apr 1, 2018).
2. "BMW reports full year 2017 results" <https://www.press.bmwgroup.com/global/article/attachment/T0279388EN/404709> (Accessed Apr 1, 2018).
3. "Inditex SA reports full year 2017 results" <https://www.inditex.com/documents/10279/341344/Full+year+2017+Results.pdf/9cce270d-8855-fedb-99c2-6797676bb04d> (Accessed Apr 1, 2018).
4. "Continental reports full year 2017 results" <https://www.continental-corporation.com/resource/blob/123512/20843cf3056e6d8009fdd57a443fe5b5/conso-statement-2017-data.pdf> (Accessed Apr 1, 2018).
5. "WPP Plc Reports 2017 Full Year Results" <http://www.wpp.com/~media/pressreleases/assets/wpp%202017%20preliminary%20results.pdf> (Accessed Apr 1, 2018).
6. "Swatch Group Reports 2017 Full Year Results" [http://www.swatchgroup.com/en/content/download/6668/230134/version/9/file/2017\\_annual\\_report\\_complete\\_en.pdf](http://www.swatchgroup.com/en/content/download/6668/230134/version/9/file/2017_annual_report_complete_en.pdf) (Accessed Apr 1, 2018).
7. "Hermes International Reports 2017 Full Year Results" <https://finance.hermes.com/var/finances/storage/original/application/ea277856c28e15a451ac9b43e2563d55.pdf> (Accessed Apr 1, 2018).
8. "Nitori Holdings Co., Ltd. Reports 3rd Quarter 2017 Results" [http://www.nitorihd.co.jp/en/news/items/NITORI\\_FY2017\\_3Q\\_Financial%20Report\\_E.pdf](http://www.nitorihd.co.jp/en/news/items/NITORI_FY2017_3Q_Financial%20Report_E.pdf) (Accessed Apr 2, 2018).
9. "H & M Hennes & Mauritz AB reports 2017 Full Year Results" [https://about.hm.com/content/dam/hmgroup/groupsite/documents/en/cision/2018/03/2146992\\_en.pdf](https://about.hm.com/content/dam/hmgroup/groupsite/documents/en/cision/2018/03/2146992_en.pdf) (Accessed Apr 2, 2018).
10. "Peugeot SA reports 2017 Full Year Results" <https://www.groupe-psa.com/en/document/communiquede-presse-resultats-financiers-2017/> (Accessed Apr 2, 2018).
11. "Dollarama Inc reports 2017 Full Year Results" <http://www.dollarama.com/wp-content/uploads/2018/03/4th-Quarter-Press-Release.pdf> (Accessed Apr 2, 2018).
12. "Sekisui House Ltds reports 2017 Full Year Results" [https://www.sekisuihouse.co.jp/english/financial/library/info/data/\\_icsFiles/afieldfile/2018/03/08/s20180308e.pdf](https://www.sekisuihouse.co.jp/english/financial/library/info/data/_icsFiles/afieldfile/2018/03/08/s20180308e.pdf) (Accessed Apr 2, 2018).
13. "Next Plc reports Full Year Results" <http://www.nextplc.co.uk/~media/Files/N/Next-PLC-V2/documents/reports-and-presentations/2018/Final%20website%20PDF.pdf> (Accessed Apr 2, 2018).
14. "Kingfisher Plc reports 2017 Full Year Results" [https://www.kingfisher.com/files/results/2018/final18/2018\\_final\\_results.pdf](https://www.kingfisher.com/files/results/2018/final18/2018_final_results.pdf) (Accessed Apr 3, 2018).
15. "Anheuser-Busch InBev reports full year 2017 results" <http://www.ab-inbev.com/content/dam/universaltemplate/ab-inbev/News/press-releases/public/2018/03/ENGLISH.pdf> (Accessed Apr 1, 2018).
16. "Beiersdorf AG reports 2017 Full Year Results" <https://bit.ly/2F4bVX4> (Accessed Apr 2, 2018).
17. "Canadian Natural Resources Ltd reports full year 2017 results" [https://www.cnrl.com/upload/report/63/08/0301\\_interim-consolidated-financial-statements.pdf](https://www.cnrl.com/upload/report/63/08/0301_interim-consolidated-financial-statements.pdf) (Accessed Apr 1, 2018).
18. "SNAM SpA reports 2017 Full Year Results" [http://www.snam.it/export/sites/snam-rp/repository/ENG\\_file/investor\\_relations/reports/annual\\_reports/2017/SNAM\\_2017\\_Annual\\_Report.pdf](http://www.snam.it/export/sites/snam-rp/repository/ENG_file/investor_relations/reports/annual_reports/2017/SNAM_2017_Annual_Report.pdf) (Accessed Apr 2, 2018).
19. "TD Bank Group Reports First Quarter 2018 Results" [https://www.td.com/document/PDF/investor/2018/2018-Q1\\_Earnings\\_News\\_Release\\_F\\_EN.pdf](https://www.td.com/document/PDF/investor/2018/2018-Q1_Earnings_News_Release_F_EN.pdf) (Accessed Apr 1, 2018).
20. "Prudential Plc reports full year 2017 results" <http://www.prudential.co.uk/~media/Files/P/Prudential-V2/reports/2017/prudential-plc-ar-2017.pdf> (Accessed Apr 1, 2018).
21. "Aviva Plc reports full year 2017 results" [https://www.aviva.com/content/dam/aviva-corporate/documents/investors/pdfs/results/2017/Aviva\\_FY17\\_Analyst\\_Pack.pdf](https://www.aviva.com/content/dam/aviva-corporate/documents/investors/pdfs/results/2017/Aviva_FY17_Analyst_Pack.pdf) (Accessed Apr 1, 2018).
22. "Generali Group reports full year 2017 results" [https://www.generali.com/doc/jcr:2f9d448e-81db-46fa-b751-869cee769e71/lang:en/03.15\\_FY2017\(E\).pdf](https://www.generali.com/doc/jcr:2f9d448e-81db-46fa-b751-869cee769e71/lang:en/03.15_FY2017(E).pdf) (Accessed Apr 1, 2018).
23. "KB Financial Group Inc Reports 2017 Full Year Results" [https://www.kbfg.com/common/jsp/fileDownUtil.jsp?filepath=/Eng/ir/presentaion/\\_attachFile/2017\\_4QPT\\_Eng.pdf](https://www.kbfg.com/common/jsp/fileDownUtil.jsp?filepath=/Eng/ir/presentaion/_attachFile/2017_4QPT_Eng.pdf) (Accessed Apr 1, 2018).
24. "London Stock Exchange Group Plc Reports 2017 Full Year Results" <https://www.lseg.com/resources/media-centre/press-releases/london-stock-exchange-group-plc-preliminary-results-year-ended-31-december-2017> (Accessed Apr 1, 2018).
25. "BOC Hong Kong Ltd 2017 Full Year Results" [http://www.bochk.com/dam/bochk/desktop/top/aboutus/ir/docs/finreport/bochkholdings/2017ar/finreport\\_bochkH\\_annual2017\\_en.pdf](http://www.bochk.com/dam/bochk/desktop/top/aboutus/ir/docs/finreport/bochkholdings/2017ar/finreport_bochkH_annual2017_en.pdf) (Accessed Apr 1, 2018).
26. "Cathay Financial Holding Co Ltd Reports 2017 Full Year Results" [http://www.ir-cloud.com/taiwan/2882/events/319/EN/4Q17\\_MP\\_En\\_vUpload\\_n2ANgHl4bFeK.pdf](http://www.ir-cloud.com/taiwan/2882/events/319/EN/4Q17_MP_En_vUpload_n2ANgHl4bFeK.pdf) (Accessed Apr 1, 2018).
27. "Partners Group Holding reports 2017 Full Year Results" [https://report.partnersgroup.com/app/themes/partnersgroup-gb17/documents/20180320\\_Annual\\_Report\\_2017\\_Statements.pdf](https://report.partnersgroup.com/app/themes/partnersgroup-gb17/documents/20180320_Annual_Report_2017_Statements.pdf) (Accessed Apr 2, 2018).
28. "Samsung Life Insurance Co Ltd reports 2017 Full Year Results" [http://www.samsunglife.com/companyeng/invest/\\_icsFiles/afieldfile/2018/02/22/SLIFactsheetFY2017ENG20180220\\_1.xls](http://www.samsunglife.com/companyeng/invest/_icsFiles/afieldfile/2018/02/22/SLIFactsheetFY2017ENG20180220_1.xls) (Accessed Apr 3, 2018).
29. "GBL New reports 2017 Full Year Results" [http://www.gbl.be/sites/default/files/2018-03/GBL-RA-2017-EN\\_WEB\\_23\\_mars.pdf](http://www.gbl.be/sites/default/files/2018-03/GBL-RA-2017-EN_WEB_23_mars.pdf) (Accessed Apr 3, 2018).
30. "Essilor Group reports full year 2017 results" [https://www.essilor.com/essilor-content/uploads/2018/03/News-Release\\_2017\\_Results\\_Essilor.pdf](https://www.essilor.com/essilor-content/uploads/2018/03/News-Release_2017_Results_Essilor.pdf) (Accessed Apr 1, 2018).

31. "Merck KGaA reports 2017 Full Year Results" <https://bit.ly/2GSjKmE> (Accessed Apr 2, 2018).
32. "Deutsche Post reports full year 2017 results" <https://bit.ly/2Ja7MD7> (Accessed Apr 1, 2018).
33. "CK Hutchison Holdings Ltd reports full year 2017 results" [http://www.ckh.com.hk/upload/attachments/en/pr/e\\_CKHH\\_AR\\_2017\\_full\\_20180316.pdf.pdf](http://www.ckh.com.hk/upload/attachments/en/pr/e_CKHH_AR_2017_full_20180316.pdf.pdf) (Accessed Apr 1, 2018).
34. "Rolls-Royce Holdings Plc Reports 2017 Full Year Results" <https://www.rolls-royce.com/~media/Files/R/Rolls-Royce/documents/investors/2017-full-year-results-pr.pdf> (Accessed Apr 1, 2018).
35. "Jardine Matheson Hldgs Ltd Reports 2017 Full Year Results" <https://www.jardines.com/assets/files/NewsAndEvents/corporate-press-releases/jardine-matheson/fs17.pdf> (Accessed Apr 1, 2018).
36. "IHS Markit Reports First Quarter 2018 Results" <http://investor.ihsmarkit.com/phoenix.zhtml?c=188457&p=irol-newsArticle&ID=2339832> (Accessed Apr 1, 2018).
37. "Ferguson Plc Reports Half Year Results" <https://bit.ly/2Jj0BZq> (Accessed Apr 1, 2018).
38. "Geberit Reports 2017 Full Year Results" <https://www.geberit.com/files/media-releases/2018/financial-information-for-period-ending-december-2017.pdf> (Accessed Apr 1, 2018).
39. "Lufthansa Group Reports 2017 Full Year Results" <https://bit.ly/2Go4PB7> (Accessed Apr 1, 2018).
40. "Ashtead Group Plc Reports 3rd Quarter 2017 Results" <http://www.ashtead-group.com/lib/docs/190745-q3-2018-results-press-release.pdf> (Accessed Apr 2, 2018).
41. "Thales SA reports 2017 Full Year Results" [https://www.thalesgroup.com/sites/default/files/asset/document/thales\\_2017\\_full-year\\_results\\_-\\_press\\_release\\_-\\_6\\_march\\_2018.pdf](https://www.thalesgroup.com/sites/default/files/asset/document/thales_2017_full-year_results_-_press_release_-_6_march_2018.pdf) (Accessed Apr 2, 2018).
42. "Adecco Group Ag Reg reports 2017 Full Year Results" [http://e3.marco.ch/publish/adecco/239\\_4908/Q42017\\_Press\\_Release\\_Final.pdf](http://e3.marco.ch/publish/adecco/239_4908/Q42017_Press_Release_Final.pdf) (Accessed Apr 2, 2018).
43. "Intertek Group Plc reports 2017 Full Year Results" <http://www.intertek.com/news/2018/2017-full-year-results-announcement/> (Accessed Apr 2, 2018).
44. "Brenntag reports 2017 Full Year Results" [https://www.brenntag.com/media/documents/investor\\_relations/2017\\_1/brenntag\\_annualreport\\_2017.pdf](https://www.brenntag.com/media/documents/investor_relations/2017_1/brenntag_annualreport_2017.pdf) (Accessed Apr 3, 2018).
45. "Broadcom Limited Announces First Quarter Fiscal Year 2018 Results" <http://investors.broadcom.com/phoenix.zhtml?c=203541&p=irol-newsArticle&ID=2338361> (Accessed Apr 1, 2018).
46. "CRH Plc reports full year 2017 results" <http://www.crh.com/docs/reports-and-presentations-2017/crh-plc-2017-preliminary-results-announcement.pdf?sfvrsn=4> (Accessed Apr 1, 2018).
47. "Lafargeholcim Ltd reports full year 2017 results" <https://www.lafargeholcim.com/q4-2017-results> (Accessed Apr 1, 2018).
48. "Akzo Nobel NV Reports Full Year 2017 Results" [https://84e1202b204d21a1cb9b-0e1ab5244fd095dbeb138ed6f973369e.ssl.cf3.rackcdn.com/an\\_ar\\_2017\\_0.pdf](https://84e1202b204d21a1cb9b-0e1ab5244fd095dbeb138ed6f973369e.ssl.cf3.rackcdn.com/an_ar_2017_0.pdf) (Accessed Apr 1, 2018).
49. "HeidelbergCement reports 2017 Full Year Results" <https://www.heidelbergcement.com/en/pr-22-03-2018> (Accessed Apr 2, 2018).
50. "Franco-Nevada Corp reports 2017 Full Year Results" [http://s21.q4cdn.com/700333554/files/doc\\_financials/2017/ar/Franco-Nevada-Reports-Record-Results-for-2017.pdf](http://s21.q4cdn.com/700333554/files/doc_financials/2017/ar/Franco-Nevada-Reports-Record-Results-for-2017.pdf) (Accessed Apr 2, 2018).
51. "Mondi Plc reports 2017 Full Year Results" [https://www.mondigroup.com/media/9131/integrated\\_report\\_2017.pdf](https://www.mondigroup.com/media/9131/integrated_report_2017.pdf) (Accessed Apr 2, 2018).
52. "China Overseas Land & Investment Ltd reports 2017 Full Year Results" [http://coli.todayir.com/attachment/201803261733041719112042\\_en.pdf](http://coli.todayir.com/attachment/201803261733041719112042_en.pdf) (Accessed Apr 2, 2018).
53. "Telecom Italia Reports 2017 Full Year Results" <https://bit.ly/2J86V60> (Accessed Apr 1, 2018).
54. "Enel SpA reports full year 2017 results" <https://www.enel.com/content/dam/enel-common/press/en/2018-march/Risultati%20Enel%202017%20ENG.pdf> (Accessed Apr 1, 2018).
55. "Engie reports full year 2017 results" <https://www.engie.com/wp-content/uploads/2018/03/pr-engie-fy-20171.pdf> (Accessed Apr 1, 2018).
56. "E.ON SE reports full year 2017 results" [https://www.eon.com/content/dam/eon/eon-com/investors/annual-report/EON\\_GB17\\_EN.pdf](https://www.eon.com/content/dam/eon/eon-com/investors/annual-report/EON_GB17_EN.pdf) (Accessed Apr 1, 2018).
57. "RWE AG reports 2017 Full Year Results" <http://www.rwe.com/web/cms/mediablob/en/3876342/data/105818/6/rwe/investor-relations/RWE-annual-report-2017.pdf> (Accessed Apr 2, 2018).
58. "Power Assets Holdings reports 2017 Full Year Results" [https://www.powerassets.com/en/InvestorRelations/InvestorRelations\\_GLNCS/Documents/LTN20180316223\\_E.pdf](https://www.powerassets.com/en/InvestorRelations/InvestorRelations_GLNCS/Documents/LTN20180316223_E.pdf) (Accessed Apr 2, 2018).