

SN2000 Report

Monthly Report on the US Equity Small Cap 2000

March 2018

Index Fundamentals

TTM EPS <u>RTY 2000</u> <u>SN2000</u> 31.62 42.72 Forward EPS <u>RTY 2000</u> <u>SN2000</u> 60.24 124.93 Forecast <u>RTY 2000</u> <u>SN2000</u> +90.51% +192.44%			TTM P/E <u>RTY 2000</u> <u>SN2000</u> 48.66 87.00 Forward P/E <u>RTY 2000</u> <u>SN2000</u> 25.39 29.38			TTM Div. Yield <u>RTY 2000</u> <u>SN2000</u> 1.32 0.99 Forward Div. Yield <u>RTY 2000</u> <u>SN2000</u> 1.19 0.86 Forecast <u>RTY 2000</u> <u>SN2000</u> -9.85% -13.13%		

Source: Bloomberg

Index Performance














Total Return Price Appreciation		Compound Annual Growth Rate	
1 Month	1.03%	1 Year	12.74%
YTD	-0.36%	3 Year	8.92%
1 Year	12.74%	5 Year	12.50%
3 Year	29.23%	Since Inception	12.98%
5 Year	80.19%		
Inception	345.89%		

*Returns under 1 year are not annualized



Source: S-Network as of 03/31/2018

SN2000 Sector Performance (02/2/8/18 – 03/31/18)		Leading Movers				
Consumer Discretionary	0.57%	Company Name	Ticker	Opening	Closing	Change
Consumer Staples	2.58%	STEIN MART INC	SMRT US	0.62	1.52	145.16%
Energy	3.79%	BLUELINX HOLDINGS INC	BXC US	15.12	32.59	115.54%
Financials	2.00%	DURECT CORP	DRRX US	1.22	2.14	75.41%
Health Care	0.29%	ARQULE INC	ARQL US	1.67	2.88	72.46%
Industrials	1.27%	CLEARSIDE BIOMEDICAL INC	CLSD US	6.46	10.73	66.10%
Information Technology	1.52%	Lagging Movers				
Materials	-1.37%	Company Name	Ticker	Opening	Closing	Change
Real Estate	8.33%	EDGE THERAPEUTICS INC	EDGE US	15.05	1.18	-92.16%
Telecommunication Services	-2.13%	DERMIRA INC	DERM US	25.71	7.99	-68.92%
Utilities	4.65%	SUNESIS PHARMACEUTICALS INC	SNSS US	6.80	2.72	-60.00%
		AUTOWEB, INC	AUTO US	7.06	2.98	-57.79%
		PLX PHARMA INC	PLXP US	7.25	3.35	-53.79%


Consumer Discretionary:

-  American Eagle Outfitters Inc's revenues increased +5.3% for the year ended January 2018 to \$3.80 billion from \$3.61 billion a year earlier, while net income fell -3.9% to \$204.2 million from \$212.5 million. [Quick Link 1](#)
-  Caleres Inc's net sales increased +8.1% for the year ended January 2018 to \$2.79 billion from \$2.58 billion a year earlier, while net earnings rose +32.8% to \$87.2 million from \$65.7 million. [Quick Link 2](#)
-  G-III Apparel Group Ltd's net sales increased +17.6% for the year ended January 2018 to \$2.81 billion from \$2.39 billion a year earlier, while net income rose +19.6% to \$62.1 million from \$51.9 million. [Quick Link 3](#)
-  Abercrombie & Fitch Co's revenues increased +4.8% for the year ended January 2018 to \$3.49 billion from \$3.33 billion a year earlier, while net income rose +79.0% to \$7.1 million from \$4.0 million. [Quick Link 4](#)
-  KB Home reported a net loss of \$71.3 million for the quarter ended February 2018 compared to a net income of \$14.3 million a year earlier, while revenues increased +6.5% to \$871.6 million from \$818.6 million. [Quick Link 5](#)
-  La Quinta Holdings Inc reported a net income of \$152.0 million for the year ended December 2017 compared to a net loss of \$1.3 million a year earlier, while revenues decreased -3.0% to \$0.98 billion from \$1.01 billion. [Quick Link 6](#)
-  Sotheby's net sales increased +22.8% for the year ended December 2017 to \$989.4 million from \$805.4 million a year earlier, while net income rose +60.3% to \$118.8 million from \$74.1 million. [Quick Link 7](#)
-  Big Lots Inc's net sales increased +1.3% for the year ended February 2018 to \$5.27 billion from \$5.20 billion a year earlier, while net income rose +24.2% to \$189.8 million from \$152.8 million. [Quick Link 8](#)
-  Guess? Inc reported a net loss of \$7.9 million for the year ended January 2018 compared to net earnings of \$22.8 million a year earlier, while revenues increased +7.8% to \$2.36 billion from \$2.19 billion. [Quick Link 9](#)
-  DSW Inc's net sales increased +3.3% for the year ended January 2018 to \$2.80 billion from \$2.71 billion a year earlier, while net income fell -46.0% to \$67.3 million from \$124.5 million. [Quick Link 10](#)
-  GameStop Corp's net sales increased +7.1% for the year ended January 2018 to \$9.22 billion from \$8.61 billion a year earlier, while net income fell -90.2% to \$34.7 million from \$353.2 million. [Quick Link 11](#)
-  Oxford Industries Inc's revenues increased +6.9% for the year ended December 2017 to \$1.09 billion from \$1.02 billion a year earlier, while net earnings rose +24.1% to \$65.1 million from \$52.5 million. [Quick Link 12](#)
-  Restoration Hardware Holdings's revenues increased +14.6% for the year ended January 2018 to \$2.44 billion from \$2.13 billion a year earlier, while net income fell -59.6% to \$2.2 million from \$5.4 million. [Quick Link 13](#)


Consumer Staples:

-  Calavo Growers Inc's net sales increased +9.4% for the quarter ended January 2018 to \$247.9 million from \$226.6 million a year earlier, while net income rose +36.0% to \$7.1 million from \$5.3 million. [Quick Link 14](#)
-  United Natural Foods Inc's net sales increased +10.5% for the quarter ended January 2018 to \$2.53 billion from \$2.29 billion a year earlier, while net income rose +98.2% to \$50.5 million from \$25.5 million. [Quick Link 15](#)



Energy:








-  QEP Resources Inc's revenues increased +17.4% for the year ended December 2017 to \$1.62 billion from \$1.38 billion a year earlier, while net income fell -78.4% to \$0.27 billion from \$1.25 billion. [Quick Link 16](#)

Financials:










-  International Bancshares Corp's revenues increased +7.0% for the year ended December 2017 to \$415.1 million from \$387.9 million a year earlier, while net income rose +17.6% to \$157.4 million from \$133.9 million. [Quick Link 17](#)

Health Care:







-  Merit Medical Systems Inc's net sales increased +20.5% for the year ended December 2017 to \$727.9 million from \$603.8 million a year earlier, while net income rose +36.8% to \$27.5 million from \$20.1 million. [Quick Link 18](#)
-  Foundation Medicine Inc reported a net loss of \$161.5 million for the year ended December 2017 compared to a net loss of \$113.2 million a year earlier, while revenues increased +30.8% to \$152.9 million from \$116.9 million. [Quick Link 19](#)









-  Editas Medicine Inc reported a net loss of \$120.3 million for the year ended December 2017 compared to a net loss of \$97.2 million a year earlier, while revenues increased +126.9% to \$13.7 million from \$6.1 million. [Quick Link 20](#)
-  AnaptysBio Inc reported a net loss of \$30.1 million for the year ended December 2017 compared to a net loss of \$4.3 million a year earlier, while revenues decreased -40.0% to \$10.0 million from \$16.7 million. [Quick Link 21](#)
-  HealthEquity Inc's revenues increased +18.6% for the year ended January 2018 to \$91.6 million from \$77.3 million a year earlier, while net income rose +79.5% to \$47.4 million from \$26.4 million. [Quick Link 22](#)
-  Spectrum Pharmaceuticals Inc reported a net loss of \$91.3 million for the year ended December 2017 compared to a net loss of \$69.8 million a year earlier, while revenues decreased -12.3% to \$128.4 million from \$146.4 million. [Quick Link 23](#)
-  Arena Pharmaceuticals Inc reported a net loss of \$91.4 million for the year ended December 2017 compared to a net loss of \$22.5 million a year earlier, while revenues decreased -76.8% to \$21.3 million from \$92.2 million. [Quick Link 24](#)
-  Zogenix Inc reported a net loss of \$126.8 million for the year ended December 2017 compared to a net loss of \$69.7 million a year earlier, while revenues decreased -66.0% to \$9.8 million from \$28.9 million. [Quick Link 25](#)
-  Impax Laboratories Inc reported a net loss of \$265.2 million for the year ended December 2017 compared to a net loss of \$386.4 million a year earlier, while revenues decreased -9.4% to \$549.1 million from \$606.3 million. [Quick Link 26](#)

Industrials:








-  Abm Industries Inc reported a net income of \$27.8 million for the quarter ended January 2018 compared to a net loss of \$56.8 million a year earlier, while revenues increased +19.5% to \$1.59 billion from \$1.33 billion. [Quick Link 27](#)
-  Builders Firstsource Inc's net sales increased +10.4% for the year ended December 2017 to \$7.03 billion from \$6.37 billion a year earlier, while net income fell -73.1% to \$38.8 million from \$144.3 million. [Quick Link 28](#)
-  Korn/Ferry International's revenues increased +16.9% for the quarter ended January 2018 to \$460.8 million from \$394.2 million a year earlier, while net income rose +14.0% to \$27.3 million from \$23.9 million. [Quick Link 29](#)
-  KLX Inc's revenues increased +16.8% for the quarter ended January 2018 to \$1.74 billion from \$1.49 billion a year earlier, while net earnings rose +10.8% to \$53.4 million from \$48.2 million. [Quick Link 30](#)
-  Actuant Corp reported a net loss of \$18.2 million for the quarter ended February 2018 compared to net earnings of \$5.1 million a year earlier, while net sales increased +6.3% to \$275.2 million from \$258.9 million. [Quick Link 31](#)
-  AAR Corp's net sales increased +12.1% for the quarter ended February 2018 to \$456.3 million from \$407.2 million a year earlier, while net income rose +13.1% to \$15.5 million from \$13.7 million. [Quick Link 32](#)
-  American Woodmark Corp's net sales increased +17.4% for the quarter ended January 2018 to \$292.8 million from \$249.3 million a year earlier, while net income fell -86.3% to \$2.0 million from \$14.6 million. [Quick Link 33](#)
-  Herman Miller Inc's net sales increased +10.2% for the quarter ended February 2018 to \$578.4 million from \$524.9 million a year earlier, while net earnings rose +32.4% to \$29.8 million from \$22.5 million. [Quick Link 34](#)
-  Raven Industries Inc's revenues increased +36.0% for the year ended January 2018 to \$377.3 million from \$277.4 million a year earlier, while net income rose +103.2% to \$41.0 million from \$20.2 million. [Quick Link 35](#)

Information Technology:


-  Quotient Technology Inc reported a net loss of \$15.1 million for the year ended December 2017 compared to a net loss of \$19.5 million a year earlier, while revenues increased +17.1% to \$322.1 million from \$275.2 million. [Quick Link 36](#)
-  Cargurus Inc reported a net income of \$7.1 million for the year ended December 2017 compared to a net loss of \$25.6 million a year earlier, while revenues increased +59.9% to \$316.9 million from \$198.1 million. [Quick Link 37](#)
-  Ebix Inc's net sales increased +22.0% for the year ended December 2017 to \$364.0 million from \$298.3 million a year earlier, while net income rose +7.2% to \$100.6 million from \$93.9 million. [Quick Link 38](#)
-  Finisar Corp reported a net loss of \$55.7 million for the quarter ended January 2018 compared to a net income of \$46.4 million a year earlier, while revenues decreased -12.7% to \$332.4 million from \$380.6 million. [Quick Link 39](#)
-  VeriFone Systems Inc reported a net income of \$7.3 million for the quarter ended January 2018 compared to a net loss of \$16.6 million a year earlier, while revenues decreased -3.8% to \$436.8 million from \$453.9 million. [Quick Link 40](#)
-  3D Systems Corp reported a net loss of \$66.2 million for the year ended December 2017 compared to a net loss of \$38.4 million a year earlier, while revenues increased +2.1% to \$646.1 million from \$633.0 million. [Quick Link 41](#)

-  Box Inc reported a net loss of \$155.0 million for the year ended January 2018 compared to a net loss of \$151.8 million a year earlier, while revenues increased +27.0% to \$506.1 million from \$398.6 million. [Quick Link 42](#)
-  GTT Communications Inc reported a net loss of \$71.5 million for the year ended December 2017 compared to a net income of \$5.3 million a year earlier, while revenues increased +57.0% to \$827.9 million from \$527.3 million. [Quick Link 43](#)
-  Okta, Inc. reported a net loss of \$114.4 million for the year ended January 2018 compared to a net loss of \$83.5 million a year earlier, while revenues increased +62.2% to \$260.0 million from \$160.3 million. [Quick Link 44](#)
-  Itron Inc's revenues increased +0.5% for the year ended December 2017 to \$2.02 billion from \$2.01 billion a year earlier, while net income rose +80.4% to \$57.3 million from \$31.8 million. [Quick Link 45](#)
-  Progress Software Corp reported a net income of \$12.9 million for the quarter ended February 2018 compared to a net loss of \$0.5 million a year earlier, while revenues increased +3.4% to \$94.1 million from \$91.0 million. [Quick Link 46](#)
-  Ambarella Inc's revenues decreased -4.8% for the year ended January 2018 to \$295.4 million from \$310.3 million a year earlier, while net income fell -67.4% to \$18.9 million from \$57.8 million. [Quick Link 47](#)
-  Semtech Corp's net sales increased +8.0% for the year ended January 2018 to \$587.9 million from \$544.3 million a year earlier, while net income fell -33.4% to \$36.4 million from \$54.7 million. [Quick Link 48](#)
-  Cars.com Inc's revenues decreased -1.1% for the year ended December 2017 to \$626.3 million from \$633.1 million a year earlier, while net income rose +27.3% to \$224.4 million from \$176.4 million. [Quick Link 49](#)


Materials:

-  PQ Group Holdings Inc reported a net income of \$57.6 million for the year ended December 2017 compared to a net loss of \$79.7 million a year earlier, while net sales increased +38.7% to \$1.47 billion from \$1.06 billion. [Quick Link 50](#)
-  Tronox Ltd reported a net loss of \$285.0 million for the year ended December 2017 compared to a net loss of \$61.0 million a year earlier, while net sales increased +29.8% to \$1.70 billion from \$1.31 billion. [Quick Link 51](#)
-  Ferro Corp reported a net income of \$57.1 million for the year ended December 2017 compared to a net loss of \$20.8 million a year earlier, while net sales increased +21.7% to \$1.40 billion from \$1.15 billion. [Quick Link 52](#)
-  HB Fuller Co's revenues increased +41.7% for the quarter ended February 2018 to \$713.1 million from \$503.3 million a year earlier, while net income rose +222.2% to \$47.7 million from \$14.8 million. [Quick Link 53](#)
-  A Schulman Inc's net sales increased +14.3% for the quarter ended February 2018 to \$650.1 million from \$568.7 million a year earlier, while net income rose +11.1% to \$3.5 million from \$3.2 million. [Quick Link 54](#)
-  Quaker Chemical Corp's net sales increased +9.8% for the year ended December 2017 to \$820.1 million from \$746.7 million a year earlier, while net income fell -67.0% to \$20.3 million from \$61.4 million. [Quick Link 55](#)
-  Commercial Metals Co's net sales increased +22.1% for the quarter ended February 2018 to \$1.05 billion from \$0.86 billion a year earlier, while net earnings fell -65.4% to \$0.1 million from \$0.3 million. [Quick Link 56](#)



Real Estate:

-  The St Joe Co's revenues increased +3.2% for the year ended December 2017 to \$98.8 million from \$95.7 million a year earlier, while net income rose +274.2% to \$59.5 million from \$15.9 million. [Quick Link 57](#)

Telecommunication Services:

-  Shenandoah Telecommunications reported a net income of \$66.4 million for the year ended December 2017 compared to a net loss of \$0.9 million a year earlier, while revenues increased +14.3% to \$612.0 million from \$535.3 million. [Quick Link 58](#)

Utilities:

-  California Water Service Group's revenues increased +7.3% for the year ended December 2017 to \$162.0 million from \$150.9 million a year earlier, while net income fell -9.4% to \$13.7 million from \$15.1 million. [Quick Link 59](#)
-  Pattern Energy Group Inc reported a net loss of \$17.9 million for the year ended December 2017 compared to a net loss of \$17.1 million a year earlier, while revenues increased +16.2% to \$411.3 million from \$354.1 million. [Quick Link 60](#)

1. "American Eagle Outfitters Reports Record Fiscal 2018 Year Results" <https://bit.ly/2J5VrQs> (Accessed Mar 28, 2018).
2. "Caleres Reports Full Year 2017 Results" <https://bit.ly/2E9CFnw> (Accessed Mar 31, 2018).
3. "G-III Apparel Group, Ltd. Announces Full-Year Fiscal 2018 Results" <http://ir.g-iii.com/releasedetail.cfm?ReleaseID=1061680> (Accessed Mar 31, 2018).
4. "Abercrombie & Fitch Co. Reports Full Year Results" <http://phx.corporate-ir.net/phoenix.zhtml?c=61701&p=irol-newsArticle&ID=2336718> (Accessed Mar 31, 2018).
5. "KB Home Reports 2018 First Quarter Results" <http://investor.kbhome.com/releasedetail.cfm?ReleaseID=1061759> (Accessed Mar 28, 2018).
6. "La Quinta Holdings Inc. Reports Full Year 2017 Results" <http://ir.lq.com/phoenix.zhtml?c=89577&p=irol-newsArticle&ID=2335425> (Accessed Mar 31, 2018).
7. "Sotheby's Reports 2017 Full Year Results" <https://investor.shareholder.com/bid/releasedetail.cfm?ReleaseID=1059210> (Accessed Mar 31, 2018).
8. "Big Lots Inc Reports 2017 Full Year Results" <http://ir.biglotscorporate.com/static-files/1a02ed2d-6d75-4c7d-adb0-9b8d30c449ef> (Accessed Mar 31, 2018).
9. "Guess?, Inc. Reports Full Year Results" <http://investors.guess.com/news-releases/news-release-details/guess-inc-reports-fourth-quarter-results-5> (Accessed Apr 1, 2018).
10. "DSW Inc. Reports Fiscal Year 2017 Results" <http://investors.dswshoe.com/2018-03-13-DSW-Inc-Reports-Fourth-Quarter-and-Fiscal-Year-2017-Financial-Results> (Accessed Mar 31, 2018).
11. "GameStop Reports Results for Fiscal Year 2017" <https://gamestop.gcs-web.com/news-releases/news-release-details/gamestop-reports-sales-and-earnings-fourth-quarter-and-fiscal> (Accessed Mar 31, 2018).
12. "Oxford Reports Full Fiscal Year 2017 Results" <https://investor.oxfordinc.com/news-releases/news-release-details/oxford-reports-fourth-quarter-and-full-fiscal-year-2017-results> (Accessed Apr 1, 2018).
13. "RH Reports Fiscal 2017 Results" <https://bit.ly/2ll4gVB> (Accessed Mar 31, 2018).
14. "Calavo Growers, Inc. Announces Record Fiscal 2018 First Quarter Results" http://s22.q4cdn.com/706390212/files/doc_financials/quarterly_reports/2018/Q1/CALV-NR.1Q18EarningsRelease.030618_FINAL.pdf (Accessed Mar 31, 2018).
15. "United Natural Foods, Inc. Announces Second Quarter 2018 Results" <https://unitednaturalfoods.gcs-web.com/news-releases/news-release-details/united-natural-foods-inc-announces-second-quarter-fiscal-2018> (Accessed Mar 28, 2018).
16. "QEP Resources Announces Full Year 2017 Results" <http://ir.qepres.com/phoenix.zhtml?c=237732&p=irol-newsArticle&ID=2335409> (Accessed Mar 28, 2018).
17. "International Bancshares Corp Reports Fiscal 2017 Results" <https://www.ibc.com/en-us/investors/Documents/2017%2010K%20and%20Annual%20Report.pdf> (Accessed Mar 31, 2018).
18. "Merit Medical Reports Fiscal 2017 Results" <https://bit.ly/2J9g3Ht> (Accessed Mar 28, 2018).
19. "Foundation Medicine Announces 2017 Year-End Results" <http://investors.foundationmedicine.com/releasedetail.cfm?ReleaseID=1060074> (Accessed Apr 1, 2018).
20. "Editas Medicine Announces Full Year 2017 Results" <http://ir.editasmedicine.com/phoenix.zhtml?c=254265&p=irol-newsArticle&ID=2336577> (Accessed Apr 1, 2018).
21. "Anaptysbio Announces Full Year 2017 Results" <http://ir.anaptysbio.com/news-releases/news-release-details/anaptysbio-announces-fourth-quarter-and-full-year-2017-0> (Accessed Mar 31, 2018).
22. "HealthEquity Reports Fiscal Year 2018 Financial Results" <https://ir.healthequity.com/news-releases/news-release-details/healthequity-reports-fourth-quarter-and-fiscal-year-ended> (Accessed Mar 28, 2018).
23. "Spectrum Pharmaceuticals Reports Full Year 2017 Results" <http://investor.sppirx.com/news-releases/news-release-details/spectrum-pharmaceuticals-reports-fourth-quarter-2017-and-full> (Accessed Mar 31, 2018).
24. "Arena Pharmaceuticals Reports Full-Year 2017 Results" <http://invest.arenapharm.com/news-releases/news-release-details/arena-pharmaceuticals-provides-corporate-update-and-reports-13> (Accessed Mar 31, 2018).
25. "Zogenix Reports Full-Year 2017 Results" <https://zogenixinc.gcs-web.com/news-releases/news-release-details/zogenix-provides-corporate-update-and-reports-fourth-quarter-1> (Accessed Mar 31, 2018).
26. "Impax Reports Full Year 2017 Results" <https://investors.impaxlabs.com/news/press-releases/press-release-details/2018/Impax-Reports-Fourth-Quarter-and-Full-Year-2017-Results/> (Accessed Mar 31, 2018).
27. "ABM Industries Announces Results for First Quarter Fiscal 2018" <http://investor.abm.com/releasedetail.cfm?ReleaseID=1059932> (Accessed Mar 31, 2018).
28. "Builders FirstSource Reports Fiscal 2017 Results" <http://investors.blr.com/releasedetail.cfm?ReleaseID=1059148> (Accessed Mar 28, 2018).
29. "Korn/Ferry International Reports Third Quarter Results" <http://ir.kornferry.com/static-files/6deb45cf-9611-4f77-b159-0443f1c2528d> (Accessed Mar 31, 2018).
30. "KLX Inc Reports Fiscal 2018 Fourth Quarter Results" <http://investor.klx.com/phoenix.zhtml?c=253840&p=irol-newsArticle&ID=2336371> (Accessed Mar 28, 2018).
31. "Actuant Reports Second Quarter Results" <https://actuant.gcs-web.com/static-files/8393e1fe-01aa-42a7-847c-3195735856fa> (Accessed Apr 1, 2018).
32. "AAR Reports Third Quarter Fiscal Year 2018 Results" <http://phx.corporate-ir.net/phoenix.zhtml?c=117483&p=irol-newsArticle&ID=2339010> (Accessed Mar 31, 2018).
33. "American Woodmark Corporation Announces Third Quarter Results" <http://investors.americanwoodmark.com/Cache/1001233513.PDF?O=PDF&T=&Y=&D=&FID=1001233513&iid=4580151> (Accessed Mar 31, 2018).
34. "Herman Miller Reports Third Quarter Fiscal 2018 Results" <https://www.hermanmiller.com/content/dam/hermanmiller/documents/investors/>

q3_fy2018_earnings_release.pdf (Accessed Mar 31, 2018).

35. "Raven Industries Inc Reports Full Year Results" <http://investors.ravenind.com/news-releases/news-release-details/raven-industries-reports-strong-fourth-quarter-fiscal-2018> (Accessed Apr 1, 2018).
36. "Quotient Technology Inc. Reports Full Year 2017 Results" <https://bit.ly/2E8IToN> (Accessed Apr 1, 2018).
37. "CarGurus Announces Full Year 2017 Results" <https://investors.cargurus.com/node/6711/pdf> (Accessed Apr 1, 2018).
38. "Ebix Inc Reports Full Year 2017 Results" <https://www.ebix.com/press-release/ebix-q4-revenue-rose-31pc> (Accessed Mar 31, 2018).
39. "Finisar Announces Third Quarter Fiscal 2018 Results" <http://investor.finisar.com/releasedetail.cfm?ReleaseID=1060282> (Accessed Mar 31, 2018).
40. "Verifone Reports Results for the First Quarter of Fiscal 2018" <http://ir.verifone.com/Cache/1001233406.PDF?O=PDF&T=&Y=&D=&FID=1001233406&iid=4101351> (Accessed Mar 31, 2018).
41. "3D Systems Corp Reports Full Fiscal Year 2017 Results" https://www.3dsystems.com/sites/default/files/2018-03/3d-systems-2017-form-10-k_0.pdf (Accessed Apr 1, 2018).
42. "Box Inc Announces Fiscal Year 2018 Results" <http://d18rn0p25nwr6d.cloudfront.net/CIK-0001372612/69f545ba-5137-485c-aba0-9d75c435c333.pdf> (Accessed Mar 28, 2018).
43. "GTT Communications, Inc. Reports Fiscal 2017 Results" https://www.gtt.net/press_release/gtt-reports-fourth-quarter-full-year-2017-financial-results/ (Accessed Mar 28, 2018).
44. "Okta Announces Record Fiscal Year 2018 Results" <http://investor.okta.com/news-releases/news-release-details/okta-announces-record-fourth-quarter-and-fiscal-year-2018> (Accessed Mar 31, 2018).
45. "Itron Announces Full Year 2017 Financial Results" <http://investors.itron.com/news-releases/news-release-details/itron-announces-fourth-quarter-and-full-year-2017-financial> (Accessed Mar 31, 2018).
46. "Progress Reports 2018 Fiscal First Quarter Results" <http://investors.progress.com/news-releases/news-release-details/progress-reports-better-expected-2018-fiscal-first-quarter> (Accessed Mar 31, 2018).
47. "Ambarella, Inc. Announces Fiscal Year 2018 Results" <http://investor.ambarella.com/news-releases/news-release-details/ambarella-inc-announces-fourth-quarter-and-fiscal-year-2018> (Accessed Mar 31, 2018).
48. "Semtech Announces Fiscal Year 2018 Results" <https://investors.semtech.com/news-releases/news-release-details/semtech-announces-fourth-quarter-and-fiscal-year-2018-results> (Accessed Mar 28, 2018).
49. "Cars.com Reports Full Year 2017 Results" <http://investor.cars.com/news/press-release-details/2018/Carscom-Reports-Fourth-Quarter-and-Full-Year-2017-Results/default.aspx> (Accessed Mar 31, 2018).
50. "PQ Group Holdings Reports Record 2017 Year End Results" <http://investor.pqcorp.com/news/2018/03-21-2018-101614687> (Accessed Apr 1, 2018).
51. "Tronox Reports Full Year 2017 Results" <http://investor.tronox.com/releasedetail.cfm?ReleaseID=1059235> (Accessed Mar 31, 2018).
52. "Ferro Corp Reports Fiscal 2017 Results" <https://ferrocorporation.gcs-web.com/static-files/38c7a733-4334-4705-81fd-0db9aba5f6f9> (Accessed Mar 28, 2018).
53. "H.B. Fuller Reports First Quarter 2018 Results" <https://hbfuller.gcs-web.com/news-releases/news-release-details/hb-fuller-reports-first-quarter-2018-results> (Accessed Mar 31, 2018).
54. "A. Schulman Reports Fiscal 2018 Second Quarter Results" <http://ir.aschulman.com/news-releases/news-release-details/schulman-reports-fiscal-2018-second-quarter-results> (Accessed Apr 1, 2018).
55. "Quaker Chemical Announces Full Year 2017 Results" <https://quakerchemicalcorp.gcs-web.com/news-releases/news-release-details/quaker-chemical-announces-fourth-quarter-and-full-year-2017> (Accessed Mar 31, 2018).
56. "CMC Reports Second Quarter 2018 Results" <http://b2icontent.irpass.cc/653/173674.pdf?AWSAccessKeyId=1Y51NDPSZK99KT3F8VG2&Expires=1522226785&Signature=RIqs0qk2xFexwqJTjy48eeQyw%3D> (Accessed Mar 28, 2018).
57. "The St. Joe Company Reports Full Year 2017 Results" <http://ir.joe.com/releasedetail.cfm?ReleaseID=1059391> (Accessed Apr 1, 2018).
58. "Shenandoah Telecommunications Company Reports Full Year 2017 Results" <http://investor.shentel.com/releasedetail.cfm?ReleaseID=1060985> (Accessed Mar 31, 2018).
59. "California Water Service Group Announces 2017 Earnings for Year" http://ir.calwatergroup.com/releases/california-water-service-group-announces-2017-earnings-for-year-and-fourth-quart-nyse-cwt-gnw_2129035_001 (Accessed Mar 31, 2018).
60. "Pattern Energy Reports Year End 2017 Results" http://files.shareholder.com/downloads/AMDA-25NBHH/6166240768x0x972921/CEF9A76B-3604-4544-9243-6692F123D523/PEGI_News_2018_3_1_General_Releases.pdf (Accessed Mar 31, 2018).