

SN1000G Report

Monthly Report on the Large/Mid-Cap US Growth

March 2018

Index Fundamentals

TTM EPS <u>RLG 1000</u> <u>SN1000G</u> 53.18 109.22 Forward EPS <u>RLG 1000</u> <u>SN1000G</u> 67.95 144.63 Forecast <u>RLG 1000</u> <u>SN1000G</u> +27.77% +32.42%		TTM P/E <u>RLG 1000</u> <u>SN1000G</u> 25.71 27.10 Forward P/E <u>RLG 1000</u> <u>SN1000G</u> 20.12 20.46		TTM Div. Yield <u>RLG 1000</u> <u>SN1000G</u> 1.33 1.11 Forward Div. Yield <u>RLG 1000</u> <u>SN1000G</u> 1.39 1.15 Forecast <u>RLG 1000</u> <u>SN1000G</u> +4.51% +3.60%	
---	--	--	--	---	--

Source: Bloomberg

Index Performance

Total Return Price Appreciation	
1 Month	-2.57%
YTD	1.97%
1 Year	21.05%
3 Year	40.04%
5 Year	103.09%
Inception	255.30%

Compound Annual Growth Rate	
1 Year	21.05%
3 Year	11.88%
5 Year	15.22%
Since Inception	8.11%

*Returns under 1 year are not annualized

Source: S-Network as of 03/31/2018

SN1000G Sector Performance (02/28/18 – 03/31/18)	
Consumer Discretionary	-2.37%
Consumer Staples	-0.08%
Energy	3.21%
Financials	-1.23%
Health Care	-2.84%
Industrials	-2.10%
Information Technology	-3.91%
Materials	-2.97%
Real Estate	4.81%
Telecommunication Services	-0.77%
Utilities	6.07%








Leading Movers				
Company Name	Ticker	Opening	Closing	Change
MULESOFT, INC. CLASS	MULE US	30.88	43.98	42.42%
NUTANIX INC	NTNX US	36.45	49.11	34.73%
DEXCOM INC	DXCM US	56.14	74.16	32.10%
XL GROUP PLC	XL US	42.31	55.26	30.61%
CONTINENTAL RESOURCES INC	CLR US	47.51	58.95	24.08%

Lagging Movers				
Company Name	Ticker	Opening	Closing	Change
BROWN & BROWN INC	BRO US	52.64	25.44	-51.67%
FISERV INC	FISV US	143.39	71.31	-50.27%
PORTOLA PHARMACEUTICALS INC	PTLA US	42.32	32.66	-22.83%
TESLA MOTORS INC	TSLA US	343.06	266.13	-22.42%
UNIVERSAL DISPLAY CORP	OLED US	129.80	101.00	-22.19%


Consumer Discretionary:

-  lululemon athletica Inc's revenues increased +13.2% for the year ended January 2018 to \$2.65 billion from \$2.34 billion a year earlier, while net income fell -14.7% to \$258.7 million from \$303.4 million. [Quick Link 1](#)
-  Carnival Corp's revenues increased +11.6% for the quarter ended February 2018 to \$4.23 billion from \$3.79 billion a year earlier, while net income rose +11.1% to \$391.0 million from \$352.0 million. [Quick Link 2](#)
-  Darden Restaurants Inc's net sales increased +13.3% for the quarter ended February 2018 to \$2.13 billion from \$1.88 billion a year earlier, while net earnings rose +31.5% to \$217.8 million from \$165.6 million. [Quick Link 3](#)
-  Five Below Inc's net sales increased +28.0% for the year ended January 2018 to \$1.28 billion from \$1.00 billion a year earlier, while net income rose +42.6% to \$102.5 million from \$71.8 million. [Quick Link 4](#)
-  PVH Corp's revenues increased +8.7% for the year ended January 2018 to \$8.91 billion from \$8.20 billion a year earlier, while net income fell -2.0% to \$537.8 million from \$549.0 million. [Quick Link 5](#)
-  ULTA Salon Cosmetics & Fragrance Inc's net sales increased +21.2% for the year ended January 2018 to \$5.88 billion from \$4.85 billion a year earlier, while net income rose +35.5% to \$555.2 million from \$409.8 million. [Quick Link 6](#)
-  Nike Inc reported a net loss of \$0.92 billion for the quarter ended February 2018 compared to a net income of \$1.14 billion a year earlier, while revenues increased +6.5% to \$8.98 billion from \$8.43 billion. [Quick Link 7](#)
-  Ross Stores Inc's net sales increased +9.8% for the year ended January 2018 to \$14.13 billion from \$12.87 billion a year earlier, while net earnings rose +21.4% to \$1.36 billion from \$1.12 billion. [Quick Link 8](#)
-  H&R Block Inc reported a net loss of \$245.7 million for the quarter ended January 2018 compared to a net loss of \$104.5 million a year earlier, while revenues increased +8.1% to \$488.4 million from \$451.9 million. [Quick Link 9](#)
-  Thor Industries Inc's net sales increased +23.9% for the quarter ended January 2018 to \$1.97 billion from \$1.59 billion a year earlier, while net income rose +23.1% to \$79.8 million from \$64.8 million. [Quick Link 10](#)
-  Tiffany & Co's net sales increased +4.3% for the year ended January 2018 to \$4.17 billion from \$4.00 billion a year earlier, while net earnings fell -17.0% to \$370.1 million from \$446.1 million. [Quick Link 11](#)
-  Dollar General Corp's net sales increased +6.7% for the year ended January 2018 to \$23.47 billion from \$21.99 billion a year earlier, while net income rose +23.2% to \$1.54 billion from \$1.25 billion. [Quick Link 12](#)
-  Burlington Stores Inc's revenues increased +9.3% for the year ended January 2018 to \$6.11 billion from \$5.59 billion a year earlier, while net income rose +78.3% to \$384.9 million from \$215.9 million. [Quick Link 13](#)
-  Vail Resorts Inc's revenues increased +4.2% for the quarter ended January 2018 to \$594.4 million from \$570.6 million a year earlier, while net income rose +58.0% to \$235.7 million from \$149.2 million. [Quick Link 14](#)
-  Dollar Tree Inc's net sales increased +7.4% for the year ended January 2018 to \$22.25 billion from \$20.72 billion a year earlier, while net income rose +90.0% to \$1.71 billion from \$0.90 billion. [Quick Link 15](#)


Consumer Staples:


-  McCormick & Company Inc's net sales increased +19.2% for the quarter ended February 2018 to \$1.24 billion from \$1.04 billion a year earlier, while net income rose +352.0% to \$422.6 million from \$93.5 million. [Quick Link 16](#)
-  Monster Beverage Corp's net sales increased +10.5% for the year ended December 2017 to \$3.37 billion from \$3.05 billion a year earlier, while net income rose +15.2% to \$820.7 million from \$712.7 million. [Quick Link 17](#)
-  Costco Wholesale Corp's revenues increased +10.8% for the quarter ended February 2018 to \$33.00 billion from \$29.77 billion a year earlier, while net income rose +36.1% to \$701.0 million from \$515.0 million. [Quick Link 18](#)
-  General Mills Inc's net sales increased +2.4% for the quarter ended February 2018 to \$3.88 billion from \$3.79 billion a year earlier, while net earnings rose +163.1% to \$941.4 million from \$357.8 million. [Quick Link 19](#)
-  Walgreens Boots Alliance Inc's net sales increased +12.1% for the quarter ended February 2018 to \$33.02 billion from \$29.45 billion a year earlier, while net earnings rose +27.4% to \$1.35 billion from \$1.06 billion. [Quick Link 20](#)
-  Brown-Forman Corp's revenues increased +9.4% for the quarter ended January 2018 to \$1.16 billion from \$1.06 billion a year earlier, while net income rose +4.4% to \$190.0 million from \$182.0 million. [Quick Link 21](#)
-  Pinnacle Foods Inc's net sales increased +0.3% for the year ended December 2017 to \$3.14 billion from \$3.13 billion a year earlier, while net earnings rose +152.0% to \$532.1 million from \$211.1 million. [Quick Link 22](#)


Financials:


 FactSet Research Systems Inc's revenues increased +13.9% for the quarter ended February 2018 to \$335.2 million from \$294.4 million a year earlier, while net income fell -20.3% to \$53.1 million from \$66.7 million. [Quick Link 23](#)


Health Care:


 Sarepta Therapeutics Inc reported a net loss of \$50.7 million for the year ended December 2017 compared to a net loss of \$267.3 million a year earlier, while revenues increased sharply to \$154.6 million from \$5.4 million. [Quick Link 24](#)

 ICU Medical Inc's revenues increased +239.5% for the year ended December 2017 to \$1.29 billion from \$0.38 billion a year earlier, while net income rose +8.8% to \$68.6 million from \$63.1 million. [Quick Link 25](#)


 Nektar Therapeutics reported a net loss of \$96.69 billion for the year ended December 2017 compared to a net loss of \$153.52 billion a year earlier, while revenues increased +86.0% to \$307.7 million from \$165.4 million. [Quick Link 26](#)


 Universal Health Services's revenues increased +6.6% for the year ended December 2017 to \$10.41 billion from \$9.77 billion a year earlier, while net income rose +7.1% to \$752.3 million from \$702.4 million. [Quick Link 27](#)


 The Cooper Cos Inc reported a net loss of \$122.5 million for the quarter ended January 2018 compared to a net income of \$75.8 million a year earlier, while net sales increased +18.2% to \$590.0 million from \$499.1 million. [Quick Link 28](#)


 Cantel Medical Corp's net sales increased +15.3% for the quarter ended January 2018 to \$213.0 million from \$184.8 million a year earlier, while net income rose +79.8% to \$32.5 million from \$18.1 million. [Quick Link 29](#)

Industrials:


 Cintas Corp's revenues increased +26.2% for the quarter ended February 2018 to \$1.59 billion from \$1.26 billion a year earlier, while net income rose +156.0% to \$302.1 million from \$118.0 million. [Quick Link 30](#)


 Equifax Inc's revenues increased +7.0% for the year ended December 2017 to \$3.36 billion from \$3.14 billion a year earlier, while net income rose +20.2% to \$587.3 million from \$488.8 million. [Quick Link 31](#)


 Hd Supply Holdings Inc's revenues increased +165.3% for the year ended January 2018 to \$5.12 billion from \$1.93 billion a year earlier, while net income rose +394.9% to \$970.0 million from \$196.0 million. [Quick Link 32](#)


 Donaldson Co Inc reported a net loss of \$52.9 million for the quarter ended January 2018 compared to net earnings of \$46.5 million a year earlier, while net sales increased +20.7% to \$664.7 million from \$550.6 million. [Quick Link 33](#)


Information Technology:

 Micron Technology Inc's net sales increased +8.1% for the quarter ended February 2018 to \$7.35 billion from \$6.80 billion a year earlier, while net income rose +23.5% to \$3.31 billion from \$2.68 billion. [Quick Link 34](#)


 Oracle Corp reported a net loss of \$4.02 billion for the quarter ended February 2018 compared to a net income of \$2.24 billion a year earlier, while revenues increased +6.1% to \$9.77 billion from \$9.21 billion. [Quick Link 35](#)


 Paychex Inc's revenues increased +8.9% for the quarter ended February 2018 to \$866.5 million from \$795.8 million a year earlier, while net income rose +28.6% to \$260.4 million from \$202.5 million. [Quick Link 36](#)


 Adobe Systems Inc's revenues increased +23.8% for the quarter ended February 2018 to \$2.08 billion from \$1.68 billion a year earlier, while net income rose +46.3% to \$583.08 million from \$398.45 million. [Quick Link 37](#)


 Red Hat Inc's revenues increased +21.2% for the year ended February 2018 to \$2.92 billion from \$2.41 billion a year earlier, while net income rose +2.0% to \$258.8 million from \$253.7 million. [Quick Link 38](#)


 Autodesk Inc reported a net loss of \$566.9 million for the year ended January 2018 compared to a net loss of \$582.1 million a year earlier, while revenues increased +1.5% to \$2.06 billion from \$2.03 billion. [Quick Link 39](#)

 Splunk Inc reported a net loss of \$259.1 million for the year ended January 2018 compared to a net loss of \$355.2 million a year earlier, while revenues increased +33.7% to \$1.27 billion from \$0.95 billion. [Quick Link 40](#)

 Salesforce.com Inc reported a net income of \$67.6 million for the year ended January 2018 compared to a net loss of \$51.4 million a year earlier, while revenues increased +24.9% to \$10.48 billion from \$8.39 billion. [Quick Link 41](#)

 Keysight Technologies Inc's revenues increased +38.7% for the quarter ended January 2018 to \$964.0 million from \$695.0 million a year earlier, while net income fell -13.8% to \$94.0 million from \$109.0 million. [Quick Link 42](#)


 Marvell Technology Group Ltd's revenues increased +4.8% for the year ended January 2018 to \$2.41 billion from \$2.30 billion a year earlier, while net income rose sharply to \$520.8 million from \$21.2 million. [Quick Link 43](#)

 Guidewire Software Inc reported a net loss of \$45.6 million for the quarter ended January 2018 compared to a net income of \$4.0 million a year earlier, while revenues increased +41.7% to \$163.8 million from \$115.6 million. [Quick Link 44](#)

 VMware Inc's revenues increased +11.7% for the year ended January 2018 to \$7.92 billion from \$7.09 billion a year earlier, while net income fell -52.1% to \$0.57 billion from \$1.19 billion. [Quick Link 45](#)

Accenture Plc's revenues increased +15.0% for the quarter ended February 2018 to \$10.07 billion from \$8.76 billion a year earlier, while net income rose +3.0% to \$863.70 billion from \$838.75 billion. [Quick Link 46](#)

Utilities:

 NRG Energy Inc reported a net loss of \$2.15 billion for the year ended December 2017 compared to a net loss of \$0.77 billion a year earlier, while revenues increased +1.1% to \$10.63 billion from \$10.51 billion. [Quick Link 47](#)

Quick Links

1. "lululemon athletica inc. Announces Full Year Fiscal 2017 Results" http://files.shareholder.com/downloads/LULU/6165929745x0x975324/F1AA76FF-3E4C-4568-8402-A13FBD82A535/LULU_News_2018_3_27_General_Releases.pdf (Accessed Mar 31, 2017).
2. "Carnival Corporation & plc Reports Record First Quarter Earnings" <http://phx.corporate-ir.net/phoenix.zhtml?c=140690&p=irol-newsArticle&ID=2339345> (Accessed Mar 31, 2017).
3. "Darden Restaurants Reports Fiscal 2018 Third Quarter Results" <https://bit.ly/2uzoLvx> (Accessed Mar 31, 2017).
4. "Five Below, Inc. Announces Fiscal 2017 Results" <http://investor.fivebelow.com/news-releases/news-release-details/five-below-inc-announces-fourth-quarter-and-fiscal-2017> (Accessed Mar 31, 2017).
5. "PVH Corp. Reports 2017 Full Year Results" <https://pvh.com/news/2340201> (Accessed Mar 31, 2017).
6. "Ulta Beauty Announces Fiscal 2017 Results" <http://ir.ultabeauty.com/news-releases/news-release-details/2018/Ulta-Beauty-Announces-Fourth-Quarter-Fiscal-2017-Results/default.aspx> (Accessed Mar 31, 2017).
7. "Nike, Inc. Reports Fiscal 2018 Third Quarter Results" http://s1.q4cdn.com/806093406/files/doc_financials/2018/Q3/FY18-Q3-Combined-NIKE-Press-Release-Schedules-FINAL.pdf (Accessed Mar 30, 2017).
8. "Ross Stores Reports Record Fiscal 2017 Results" <http://investors.rossstores.com/phoenix.zhtml?c=64847&p=irol-newsArticle&ID=2336576> (Accessed Mar 31, 2017).
9. "H&R Block Announces Fiscal 2018 Third Quarter Results" <http://investors.hrblock.com/static-files/0de15fc0-9e5c-4ec0-a5c6-9b37824a1e21> (Accessed Mar 31, 2017).
10. "Thor Announces Record Results for Second Quarter of Fiscal 2018" <https://bit.ly/2lite7l> (Accessed Mar 31, 2017).
11. "Tiffany Reports Fiscal 2017 Results" <http://investor.tiffany.com/news-releases/news-release-details/tiffany-reports-fiscal-2017-results> (Accessed Mar 31, 2017).
12. "Dollar General Corporation Reports Fiscal Year 2017 Results" <http://investor.shareholder.com/dollar/releasedetail.cfm?ReleaseID=1060978> (Accessed Mar 31, 2017).
13. "Burlington Stores, Inc. Reports Record Fiscal 2017 Results" <https://bit.ly/2pTCKH6> (Accessed Mar 31, 2017).
14. "Vail Resorts Reports Fiscal 2018 Second Quarter Results" <http://investors.vailresorts.com/news-releases/news-release-details/vail-resorts-reports-fiscal-2018-second-quarter-results> (Accessed Mar 31, 2017).
15. "Dollar Tree, Inc. Reports Record Fiscal 2017 Results" <http://www.dollartreeinfo.com/investors/global/releasedetail.cfm?ReleaseID=1059997> (Accessed Mar 31, 2017).
16. "McCormick Reports Strong First Quarter Results" <http://phx.corporate-ir.net/phoenix.zhtml?c=65454&p=irol-newsArticle&ID=2339838> (Accessed Mar 31, 2017).
17. "Monster Beverage Reports 2017 Full Year Financial Results" http://files.shareholder.com/downloads/HANS/6165771538x0x972841/D07DE79F-A1ED-493B-84E0-C8FD93990EBF/MNST_News_2018_2_28_General_Releases.pdf (Accessed Mar 31, 2017).
18. "Costco Wholesale Corporation Reports Second Quarter Results" <http://phx.corporate-ir.net/phoenix.zhtml?c=83830&p=irol-newsArticle&ID=2336880> (Accessed Mar 30, 2017).
19. "General Mills Reports Fiscal 2018 Third-quarter Results" <http://investors.generalmills.com/2018-03-21-General-Mills-Reports-Fiscal-2018-Third-quarter-Results?printable> (Accessed Mar 31, 2017).
20. "Walgreens Boots Alliance Reports Fiscal 2018 Second Quarter Results" <http://investor.walgreensbootsalliance.com/releasedetail.cfm?ReleaseID=1062153> (Accessed Mar 30, 2017).

Quick Links (cont'd)

21. "Brown-Forman Corp Reports Third Quarter Results" <https://investors.brown-forman.com/news-releases/news-release-details/brown-forman-reports-strong-year-date-results-operating-income> (Accessed Mar 31, 2017).
22. "Pinnacle Foods Inc. Reports Full Year 2017 Results" <https://bit.ly/2E8A2CG> (Accessed Mar 31, 2017).
23. "FactSet Reports Strong Revenue Growth in Second Quarter 2018" <https://bit.ly/2GGhizv> (Accessed Mar 31, 2017).
24. "Sarepta Therapeutics Announces Full-Year 2017 Results" <http://investorrelations.sarepta.com/news-releases/news-release-details/sarepta-therapeutics-announces-fourth-quarter-2017-and-full-year> (Accessed Mar 31, 2017).
25. "ICU Medical, Inc. Announces Fiscal Year 2017 Results" <https://ir.icumed.com/news-releases/news-release-details/icu-medical-inc-announces-fourth-quarter-and-fiscal-year-2017> (Accessed Mar 31, 2017).
26. "Nektar Therapeutics Reports Year-End 2017 Financial Results" <http://ir.nektar.com/news-releases/news-release-details/nektar-therapeutics-reports-fourth-quarter-and-year-end-2017> (Accessed Mar 31, 2017).
27. "Universal Health Services, Inc. Reports 2017 Full Year Earnings" <https://ir.uhsinc.com/news-releases/news-release-details/universal-health-services-inc-reports-2017-fourth-quarter-and> (Accessed Mar 31, 2017).
28. "The Cooper Companies Announces First Quarter 2018 Results" <http://investor.cooperco.com/news-releases/news-release-details/cooper-companies-announces-first-quarter-2018-results> (Accessed Mar 31, 2017).
29. "Cantel Medical Reports Results for its Second Quarter Fiscal Year 2018" <https://cantelmedical.gcs-web.com/static-files/f56a15be-f84a-45b1-8ee5-8a72b469845f> (Accessed Mar 31, 2017).
30. "Cintas Corp Reports Third Quarter Results" <https://www.cintas.com/pdf/3rdQtrFY18-Income-Statement.pdf> (Accessed Mar 31, 2017).
31. "Equifax Inc Announces Full Year 2017 Results" <https://investor.equifax.com/news-and-events/news/2018/03-01-2018-213648628> (Accessed Mar 31, 2017).
32. "HD Supply Holdings, Inc. Announces Fiscal 2017 Full-Year Results" <http://ir.hdsupply.com/news-releases/news-release-details/hd-supply-holdings-inc-announces-fiscal-2017-full-year-and> (Accessed Mar 31, 2017).
33. "Donaldson Reports Fiscal 2018 Second Quarter Earnings" <https://ir.donaldson.com/press-releases/press-release-details/2018/Donaldson-Reports-Fiscal-2018-Second-Quarter-Earnings/default.aspx> (Accessed Mar 31, 2017).
34. "Micron Technology, Inc., Reports Results for the Second Quarter of Fiscal 2018" <http://investors.micron.com/releasedetail.cfm?ReleaseID=1061750> (Accessed Mar 30, 2017).
35. "Oracle Corp Announces Third Quarter 2018 Results" http://s1.q4cdn.com/289076952/files/doc_financials/quarterly/2018/Q2/3q18_pressrelease-March.pdf (Accessed Mar 30, 2017).
36. "Paychex, Inc. Reports Third Quarter Results" <https://www.paychex.com/sites/default/files/2018-03/2018-3Q.pdf> (Accessed Mar 31, 2017).
37. "Adobe Systems Inc Announces First Quarter 2018 Results" <https://www.images2.adobe.com/content/dam/acom/en/investor-relations/pdfs/51308102/a4TbM20lluy6NF49.pdf> (Accessed Mar 30, 2017).
38. "Red Hat Reports Fiscal Year 2018 Results" <https://investors.redhat.com/news-and-events/press-releases/2018/03-26-2018-211600973> (Accessed Mar 31, 2017).
39. "Autodesk Inc Reports Record Fiscal 2017 Results" <http://investors.autodesk.com/news-releases/news-release-details/strong-annualized-recurring-revenue-arr-growth-highlights> (Accessed Mar 31, 2017).
40. "Splunk Inc. Announces Full Year 2018 Results" <http://investors.splunk.com/news-releases/news-release-details/splunk-inc-announces-fiscal-fourth-quarter-and-full-year-2018> (Accessed Mar 31, 2017).
41. "Salesforce Announces Record Full Year Fiscal 2018 Results" <https://goo.gl/awb6xM> (Accessed Mar 30, 2017).
42. "Keysight Technologies Reports First Quarter 2018 Results" <https://bit.ly/2pWTi0y> (Accessed Mar 31, 2017).
43. "Marvell Technology Group Ltd. Reports Fiscal Year 2018 Results" <http://investor.marvell.com/phoenix.zhtml?c=120802&p=irol-newsArticle&ID=2337168> (Accessed Mar 31, 2017).
44. "Guidewire Software Announces Second Quarter Fiscal 2018 Results" <http://ir.guidewire.com/phoenix.zhtml?c=248177&p=irol-newsArticle&ID=2336609> (Accessed Mar 31, 2017).
45. "VMware Reports Fiscal Year 2018 Results" <http://ir.vmware.com/overview/press-releases/press-release-details/2018/VMware-Reports-Fourth-Quarter-and-Fiscal-Year-2018-Results/default.aspx> (Accessed Mar 31, 2017).
46. "Accenture Reports Second-Quarter Fiscal 2018 Results" https://investor.accenture.com/~/_media/Files/A/Accenture-IR/quarterly-earnings/2018/q2fy18/accenture-news-release-q2fy18.pdf (Accessed Mar 30, 2017).
47. "NRG Energy, Inc. Reports Full Year 2017 Results" <http://investors.nrg.com/phoenix.zhtml?c=121544&p=irol-newsArticle&ID=2335539> (Accessed Mar 31, 2017).