

SN1000 Report

Monthly Report on the US Equity Large Cap 1000

March 2018

Index Fundamentals

TTM EPS <u>RIY 1000</u> <u>SN1000</u> 67.07 92.68 Forward EPS <u>RIY 1000</u> <u>SN1000</u> 85.11 117.32 Forecast <u>RIY 1000</u> <u>SN1000</u> +26.90% +26.59%			TTM P/E <u>RIY 1000</u> <u>SN1000</u> 21.84 21.61 Forward P/E <u>RIY 1000</u> <u>SN1000</u> 17.21 17.07			TTM Div. Yield <u>RIY 1000</u> <u>SN1000</u> 1.91 1.80 Forward Div. Yield <u>RIY 1000</u> <u>SN1000</u> 1.96 1.86 Forecast <u>RIY 1000</u> <u>SN1000</u> +2.62% +3.33%		

Source: Bloomberg

Index Performance

Total Return Price Appreciation		Compound Annual Growth Rate	
1 Month	-2.37%	1 Year	14.83%
YTD	-0.32%	3 Year	10.74%
1 Year	14.83%	5 Year	13.44%
3 Year	35.81%	Since Inception	6.56%
5 Year	87.84%		
Inception	180.67%		

*Returns under 1 year are not annualized











Source: S-Network as of 03/31/2018

SN1000 Sector Performance (02/28/18 – 03/31/18)		Leading Movers				
Consumer Discretionary	-2.43%	Company Name	Ticker	Opening	Closing	Change
Consumer Staples	-1.15%	MULESOFT, INC. CLASS	MULE US	30.88	43.98	42.42%
Energy	1.97%	NUTANIX INC	NTNX US	36.45	49.11	34.73%
Financials	-4.35%	DEXCOM INC	DXCM US	56.14	74.16	32.10%
Health Care	-2.71%	XL GROUP PLC	XL US	42.31	55.26	30.61%
Industrials	-2.33%	CONTINENTAL RESOURCES INC	CLR US	47.51	58.95	24.08%
Information Technology	-3.46%	Lagging Movers				
Materials	-3.95%	Company Name	Ticker	Opening	Closing	Change
Real Estate	4.82%	BROWN & BROWN INC	BRO US	52.64	25.44	-51.67%
Telecommunication Services	-1.09%	AFLAC INC	AFL US	88.88	43.76	-50.77%
Utilities	3.68%	FISERV INC	FISV US	143.39	71.31	-50.27%
		PATTERSON COS INC	PDCO US	31.58	22.23	-29.61%
		SIGNET JEWELERS LTD	SIG US	50.28	38.52	-23.39%


Consumer Discretionary:

-  Nike Inc reported a net loss of \$0.92 billion for the quarter ended February 2018 compared to a net income of \$1.14 billion a year earlier, while revenues increased +6.5% to \$8.98 billion from \$8.43 billion. [Quick Link 1](#)
-  Target Corp's net sales increased +3.4% for the year ended January 2018 to \$71.88 billion from \$69.50 billion a year earlier, while net earnings rose +6.9% to \$2.93 billion from \$2.74 billion. [Quick Link 2](#)
-  Ross Stores Inc's net sales increased +9.8% for the year ended January 2018 to \$14.13 billion from \$12.87 billion a year earlier, while net earnings rose +21.4% to \$1.36 billion from \$1.12 billion. [Quick Link 3](#)
-  Carnival Corp's revenues increased +11.6% for the quarter ended February 2018 to \$4.23 billion from \$3.79 billion a year earlier, while net income rose +11.1% to \$391.0 million from \$352.0 million. [Quick Link 4](#)
-  Dollar General Corp's net sales increased +6.7% for the year ended January 2018 to \$23.47 billion from \$21.99 billion a year earlier, while net income rose +23.2% to \$1.54 billion from \$1.25 billion. [Quick Link 5](#)
-  Dollar Tree Inc's net sales increased +7.4% for the year ended January 2018 to \$22.25 billion from \$20.72 billion a year earlier, while net income rose +90.0% to \$1.71 billion from \$0.90 billion. [Quick Link 6](#)
-  Best Buy Co Inc's revenues increased +7.0% for the year ended January 2018 to \$42.15 billion from \$39.40 billion a year earlier, while net earnings fell -18.7% to \$1.00 billion from \$1.23 billion. [Quick Link 7](#)
-  ULTA Salon Cosmetics & Fragrance Inc's net sales increased +21.2% for the year ended January 2018 to \$5.88 billion from \$4.85 billion a year earlier, while net income rose +35.5% to \$555.2 million from \$409.8 million. [Quick Link 8](#)
-  PVH Corp's revenues increased +8.7% for the year ended January 2018 to \$8.91 billion from \$8.20 billion a year earlier, while net income fell -2.0% to \$537.8 million from \$549.0 million. [Quick Link 9](#)
-  Kohl's Corp's net sales increased +2.2% for the year ended January 2018 to \$19.10 billion from \$18.69 billion a year earlier, while net income rose +54.5% to \$859.0 million from \$556.0 million. [Quick Link 10](#)
-  Darden Restaurants Inc's net sales increased +13.3% for the quarter ended February 2018 to \$2.13 billion from \$1.88 billion a year earlier, while net earnings rose +31.5% to \$217.8 million from \$165.6 million. [Quick Link 11](#)
-  Tiffany & Co's net sales increased +4.3% for the year ended January 2018 to \$4.17 billion from \$4.00 billion a year earlier, while net earnings fell -17.0% to \$370.1 million from \$446.1 million. [Quick Link 12](#)
-  Vail Resorts Inc's revenues increased +4.2% for the quarter ended January 2018 to \$594.4 million from \$570.6 million a year earlier, while net income rose +58.0% to \$235.7 million from \$149.2 million. [Quick Link 13](#)
-  Burlington Stores Inc's revenues increased +9.3% for the year ended January 2018 to \$6.11 billion from \$5.59 billion a year earlier, while net income rose +78.3% to \$384.9 million from \$215.9 million. [Quick Link 14](#)
-  lululemon athletica Inc's revenues increased +13.2% for the year ended January 2018 to \$2.65 billion from \$2.34 billion a year earlier, while net income fell -14.7% to \$258.7 million from \$303.4 million. [Quick Link 15](#)
-  Gap Inc's net sales increased +2.2% for the year ended January 2018 to \$15.86 billion from \$15.52 billion a year earlier, while net income rose +25.4% to \$848.0 million from \$676.0 million. [Quick Link 16](#)
-  Thor Industries Inc's net sales increased +23.9% for the quarter ended January 2018 to \$1.97 billion from \$1.59 billion a year earlier, while net income rose +23.1% to \$79.8 million from \$64.8 million. [Quick Link 17](#)
-  Nordstrom Inc's revenues increased +4.9% for the year ended January 2018 to \$15.48 billion from \$14.76 billion a year earlier, while net earnings rose +23.4% to \$437.0 million from \$354.0 million. [Quick Link 18](#)
-  Foot Locker Inc's net sales increased +0.1% for the year ended January 2018 to \$7.78 billion from \$7.77 billion a year earlier, while net income fell -57.2% to \$284.0 million from \$664.0 million. [Quick Link 19](#)
-  H&R Block Inc reported a net loss of \$245.7 million for the quarter ended January 2018 compared to a net loss of \$104.5 million a year earlier, while revenues increased +8.1% to \$488.4 million from \$451.9 million. [Quick Link 20](#)
-  Five Below Inc's net sales increased +28.0% for the year ended January 2018 to \$1.28 billion from \$1.00 billion a year earlier, while net income rose +42.6% to \$102.5 million from \$71.8 million. [Quick Link 21](#)










Consumer Staples:

-  Costco Wholesale Corp's revenues increased +10.8% for the quarter ended February 2018 to \$33.00 billion from \$29.77 billion a year earlier, while net income rose +36.1% to \$701.0 million from \$515.0 million. [Quick Link 22](#)
-  Walgreens Boots Alliance Inc's net sales increased +12.1% for the quarter ended February 2018 to \$33.02 billion from \$29.45 billion a year earlier, while net earnings rose +27.4% to \$1.35 billion from \$1.06 billion. [Quick Link 23](#)
-  General Mills Inc's net sales increased +2.4% for the quarter ended February 2018 to \$3.88 billion from \$3.79 billion a year earlier, while net earnings rose +163.1% to \$941.4 million from \$357.8 million. [Quick Link 24](#)
-  Monster Beverage Corp's net sales increased +10.5% for the year ended December 2017 to \$3.37 billion from \$3.05 billion a year earlier, while net income rose +15.2% to \$820.7 million from \$712.7 million. [Quick Link 25](#)
-  Kroger Co's net sales increased +6.3% for the year ended January 2018 to \$122.66 billion from \$115.34 billion a year earlier, while net earnings fell -3.5% to \$1.91 billion from \$1.98 billion. [Quick Link 26](#)
-  Brown-Forman Corp's revenues increased +9.4% for the quarter ended January 2018 to \$1.16 billion from \$1.06 billion a year earlier, while net income rose +4.4% to \$190.0 million from \$182.0 million. [Quick Link 27](#)
-  ConAgra Foods Inc's net sales increased +0.5% for the quarter ended February 2018 to \$1.99 billion from \$1.98 billion a year earlier, while net income rose +101.9% to \$362.8 million from \$179.7 million. [Quick Link 28](#)
-  McCormick & Company Inc's net sales increased +19.2% for the quarter ended February 2018 to \$1.24 billion from \$1.04 billion a year earlier, while net income rose +352.0% to \$422.6 million from \$93.5 million. [Quick Link 29](#)
-  Pinnacle Foods Inc's net sales increased +0.3% for the year ended December 2017 to \$3.14 billion from \$3.13 billion a year earlier, while net earnings rose +152.0% to \$532.1 million from \$211.1 million. [Quick Link 30](#)
-  Casey's General Stores Inc's revenues increased +15.8% for the quarter ended January 2018 to \$2.05 billion from \$1.77 billion a year earlier, while net income rose +744.9% to \$193.0 million from \$22.8 million. [Quick Link 31](#)





Financials:

-  FactSet Research Systems Inc's revenues increased +13.9% for the quarter ended February 2018 to \$335.2 million from \$294.4 million a year earlier, while net income fell -20.3% to \$53.1 million from \$66.7 million. [Quick Link 32](#)

Health Care:

-  Mylan NV's revenues increased +7.5% for the year ended December 2017 to \$11.91 billion from \$11.08 billion a year earlier, while net earnings rose +45.0% to \$696.0 million from \$480.0 million. [Quick Link 33](#)
-  Nektar Therapeutics reported a net loss of \$96.69 billion for the year ended December 2017 compared to a net loss of \$153.52 billion a year earlier, while revenues increased +86.0% to \$307.7 million from \$165.4 million. [Quick Link 34](#)
-  Dentsply International Inc reported a net loss of \$1.57 billion for the year ended December 2017 compared to a net income of \$0.43 billion a year earlier, while net sales increased +6.4% to \$3.99 billion from \$3.75 billion. [Quick Link 35](#)
-  The Cooper Cos Inc reported a net loss of \$122.5 million for the quarter ended January 2018 compared to a net income of \$75.8 million a year earlier, while net sales increased +18.2% to \$590.0 million from \$499.1 million. [Quick Link 36](#)
-  Perrigo Company Plc reported a net income of \$0.12 billion for the year ended December 2017 compared to a net loss of \$4.01 billion a year earlier, while net sales decreased -6.3% to \$4.95 billion from \$5.28 billion. [Quick Link 37](#)
-  Universal Health Services's revenues increased +6.6% for the year ended December 2017 to \$10.41 billion from \$9.77 billion a year earlier, while net income rose +7.1% to \$752.3 million from \$702.4 million. [Quick Link 38](#)
-  Sarepta Therapeutics Inc reported a net loss of \$50.7 million for the year ended December 2017 compared to a net loss of \$267.3 million a year earlier, while revenues increased sharply to \$154.6 million from \$5.4 million. [Quick Link 39](#)
-  ICU Medical Inc's revenues increased +239.5% for the year ended December 2017 to \$1.29 billion from \$0.38 billion a year earlier, while net income rose +8.8% to \$68.6 million from \$63.1 million. [Quick Link 40](#)
-  Cantel Medical Corp's net sales increased +15.3% for the quarter ended January 2018 to \$213.0 million from \$184.8 million a year earlier, while net income rose +79.8% to \$32.5 million from \$18.1 million. [Quick Link 41](#)

Industrials:

-  Cintas Corp's revenues increased +26.2% for the quarter ended February 2018 to \$1.59 billion from \$1.26 billion a year earlier, while net income rose +156.0% to \$302.1 million from \$118.0 million. [Quick Link 42](#)
-  Equifax Inc's revenues increased +7.0% for the year ended December 2017 to \$3.36 billion from \$3.14 billion a year earlier, while net income rose +20.2% to \$587.3 million from \$488.8 million. [Quick Link 43](#)
-  Hd Supply Holdings Inc's revenues increased +165.3% for the year ended January 2018 to \$5.12 billion from \$1.93 billion a year earlier, while net income rose +394.9% to \$970.0 million from \$196.0 million. [Quick Link 44](#)
-  Donaldson Co Inc reported a net loss of \$52.9 million for the quarter ended January 2018 compared to net earnings of \$46.5 million a year earlier, while net sales increased +20.7% to \$664.7 million from \$550.6 million. [Quick Link 45](#)

Information Technology:

-  Oracle Corp reported a net loss of \$4.02 billion for the quarter ended February 2018 compared to a net income of \$2.24 billion a year earlier, while revenues increased +6.1% to \$9.77 billion from \$9.21 billion. [Quick Link 46](#)
-  Adobe Systems Inc's revenues increased +23.8% for the quarter ended February 2018 to \$2.08 billion from \$1.68 billion a year earlier, while net income rose +46.3% to \$583.08 billion from \$398.45 billion. [Quick Link 47](#)
-  Accenture Plc's revenues increased +15.0% for the quarter ended February 2018 to \$10.07 billion from \$8.76 billion a year earlier, while net income rose +3.0% to \$863.70 billion from \$838.75 billion. [Quick Link 48](#)
-  Salesforce.com Inc reported a net income of \$67.6 million for the year ended January 2018 compared to a net loss of \$51.4 million a year earlier, while revenues increased +24.9% to \$10.48 billion from \$8.39 billion. [Quick Link 49](#)
-  Micron Technology Inc's net sales increased +8.1% for the quarter ended February 2018 to \$7.35 billion from \$6.80 billion a year earlier, while net income rose +23.5% to \$3.31 billion from \$2.68 billion. [Quick Link 50](#)
-  Autodesk Inc reported a net loss of \$566.9 million for the year ended January 2018 compared to a net loss of \$582.1 million a year earlier, while revenues increased +1.5% to \$2.06 billion from \$2.03 billion. [Quick Link 51](#)
-  Red Hat Inc's revenues increased +21.2% for the year ended February 2018 to \$2.92 billion from \$2.41 billion a year earlier, while net income rose +2.0% to \$258.8 million from \$253.7 million. [Quick Link 52](#)
-  Paychex Inc's revenues increased +8.9% for the quarter ended February 2018 to \$866.5 million from \$795.8 million a year earlier, while net income rose +28.6% to \$260.4 million from \$202.5 million. [Quick Link 53](#)
-  Splunk Inc reported a net loss of \$259.1 million for the year ended January 2018 compared to a net loss of \$355.2 million a year earlier, while revenues increased +33.7% to \$1.27 billion from \$0.95 billion. [Quick Link 54](#)
-  Keysight Technologies Inc's revenues increased +38.7% for the quarter ended January 2018 to \$964.0 million from \$695.0 million a year earlier, while net income fell -13.8% to \$94.0 million from \$109.0 million. [Quick Link 55](#)
-  Marvell Technology Group Ltd's revenues increased +4.8% for the year ended January 2018 to \$2.41 billion from \$2.30 billion a year earlier, while net income rose sharply to \$520.8 million from \$21.2 million. [Quick Link 56](#)
-  VMware Inc's revenues increased +11.7% for the year ended January 2018 to \$7.92 billion from \$7.09 billion a year earlier, while net income fell -52.1% to \$0.57 billion from \$1.19 billion. [Quick Link 57](#)
-  Guidewire Software Inc reported a net loss of \$45.6 million for the quarter ended January 2018 compared to a net income of \$4.0 million a year earlier, while revenues increased +41.7% to \$163.8 million from \$115.6 million. [Quick Link 58](#)
-  Jabil Circuit Inc's revenues increased +19.1% for the quarter ended February 2018 to \$5.30 billion from \$4.45 billion a year earlier, while net income rose +80.5% to \$37.3 million from \$20.7 million. [Quick Link 59](#)

Utilities:

-  NRG Energy Inc reported a net loss of \$2.15 billion for the year ended December 2017 compared to a net loss of \$0.77 billion a year earlier, while revenues increased +1.1% to \$10.63 billion from \$10.51 billion. [Quick Link 60](#)

1. "Nike, Inc. Reports Fiscal 2018 Third Quarter Results" http://s1.q4cdn.com/806093406/files/doc_financials/2018/Q3/FY18-Q3-Combined-NIKE-Press-Release-Schedules-FINAL.pdf (Accessed Mar 30, 2017).
2. "Target Reports Full-Year 2017 Earnings" <http://investors.target.com/phoenix.zhtml?c=65828&p=irol-newsArticle&ID=2336390> (Accessed Mar 30, 2017).
3. "Ross Stores Reports Record Fiscal 2017 Results" <http://investors.rossstores.com/phoenix.zhtml?c=64847&p=irol-newsArticle&ID=2336576> (Accessed Mar 31, 2017).
4. "Carnival Corporation & plc Reports Record First Quarter Earnings" <http://phx.corporate-ir.net/phoenix.zhtml?c=140690&p=irol-newsArticle&ID=2339345> (Accessed Mar 31, 2017).
5. "Dollar General Corporation Reports Fiscal Year 2017 Results" <http://investor.shareholder.com/dollar/releasedetail.cfm?ReleaseID=1060978> (Accessed Mar 31, 2017).
6. "Dollar Tree, Inc. Reports Record Fiscal 2017 Results" <http://www.dollartreeinfo.com/investors/global/releasedetail.cfm?ReleaseID=1059997> (Accessed Mar 31, 2017).
7. "Best Buy Co Inc Reports Full Year Results" http://s2.q4cdn.com/785564492/files/doc_financials/2018/Q4/Best-Buy-Reports-Fiscal-Fourth-Quarter-Results.pdf (Accessed Mar 31, 2017).
8. "Ulta Beauty Announces Fiscal 2017 Results" <http://ir.ultabeauty.com/news-releases/news-release-details/2018/Ulta-Beauty-Announces-Fourth-Quarter-Fiscal-2017-Results/default.aspx> (Accessed Mar 31, 2017).
9. "PVH Corp. Reports 2017 Full Year Results" <https://pvh.com/news/2340201> (Accessed Mar 31, 2017).
10. "Kohl's Corp Reports Full Year 2017 Results" <https://corporate.kohls.com/news/archive-/2018/march/kohl-s-corporation-reports-financial-results> (Accessed Mar 31, 2017).
11. "Darden Restaurants Reports Fiscal 2018 Third Quarter Results" <https://bit.ly/2uzoLvX> (Accessed Mar 31, 2017).
12. "Tiffany Reports Fiscal 2017 Results" <http://investor.tiffany.com/news-releases/news-release-details/tiffany-reports-fiscal-2017-results> (Accessed Mar 31, 2017).
13. "Vail Resorts Reports Fiscal 2018 Second Quarter Results" <http://investors.vailresorts.com/news-releases/news-release-details/vail-resorts-reports-fiscal-2018-second-quarter-results> (Accessed Mar 31, 2017).
14. "Burlington Stores, Inc. Reports Record Fiscal 2017 Results" <https://bit.ly/2pTCKH6> (Accessed Mar 31, 2017).
15. "Lululemon athletica inc. Announces Full Year Fiscal 2017 Results" http://files.shareholder.com/downloads/LULU/6165929745x0x975324/F1AA76FF-3E4C-4568-8402-A13FBD82A535/LULU_News_2018_3_27_General_Releases.pdf (Accessed Mar 31, 2017).
16. "Gap Inc. Reports Fiscal Year 2017 Results" http://www.gapinc.com/content/dam/gapincsite/documents/Press%20Releases/GPS_Q417_EPR_vFinal3.pdf (Accessed Mar 31, 2017).
17. "Thor Announces Record Results for Second Quarter of Fiscal 2018" <https://bit.ly/2lite7l> (Accessed Mar 31, 2017).
18. "Nordstrom Reports Fiscal 2017 Earnings" <http://investor.nordstrom.com/phoenix.zhtml?c=93295&p=irol-newsArticle&ID=2335744> (Accessed Mar 31, 2017).
19. "Foot Locker, Inc. Reports 2017 Full Year Results" <https://www.footlocker-inc.com/ns/pdfs/2018/FL-2017-Q4-Press-Release-FINAL.pdf> (Accessed Mar 31, 2017).
20. "H&R Block Announces Fiscal 2018 Third Quarter Results" <http://investors.hrblock.com/static-files/0de15fc0-9e5c-4ec0-a5c6-9b37824a1e21> (Accessed Mar 31, 2017).
21. "Five Below, Inc. Announces Fiscal 2017 Results" <http://investor.fivebelow.com/news-releases/news-release-details/five-below-inc-announces-fourth-quarter-and-fiscal-2017> (Accessed Mar 31, 2017).
22. "Costco Wholesale Corporation Reports Second Quarter Results" <http://phx.corporate-ir.net/phoenix.zhtml?c=83830&p=irol-newsArticle&ID=2336880> (Accessed Mar 30, 2017).
23. "Walgreens Boots Alliance Reports Fiscal 2018 Second Quarter Results" <http://investor.walgreensbootsalliance.com/releasedetail.cfm?ReleaseID=1062153> (Accessed Mar 30, 2017).
24. "General Mills Reports Fiscal 2018 Third-quarter Results" <http://investors.generalmills.com/2018-03-21-General-Mills-Reports-Fiscal-2018-Third-quarter-Results?printable> (Accessed Mar 31, 2017).
25. "Monster Beverage Reports 2017 Full Year Financial Results" http://files.shareholder.com/downloads/HANS/6165771538x0x972841/D07DE79F-A1ED-493B-84E0-C8FD93990EBF/MNST_News_2018_2_28_General_Releases.pdf (Accessed Mar 31, 2017).
26. "Kroger Reports Full Year 2017 Results" <https://platform.mi.spglobal.com/IRW/file/4004136/Index?KeyFile=392505993> (Accessed Mar 31, 2017).
27. "Brown-Forman Corp Reports Third Quarter Results" <https://investors.brown-forman.com/news-releases/news-release-details/brown-forman-reports-strong-year-date-results-operating-income> (Accessed Mar 31, 2017).
28. "Conagra Brands Reports Third Quarter Results" <http://www.conagrabrands.com/news-room/news-conagra-brands-reports-net-sales-and-eps-growth-in-third-quarter-prn-122627> (Accessed Mar 31, 2017).
29. "McCormick Reports Strong First Quarter Results" <http://phx.corporate-ir.net/phoenix.zhtml?c=65454&p=irol-newsArticle&ID=2339838> (Accessed Mar 31, 2017).
30. "Pinnacle Foods Inc. Reports Full Year 2017 Results" <https://bit.ly/2E8A2CG> (Accessed Mar 31, 2017).
31. "Casey's General Stores Inc Announces Fiscal Third Quarter Results" <https://www.caseys.com/media/cms/Q3-FY2018-Earnings-Release.pdf> (Accessed Mar 31, 2017).

Quick Links (cont'd)

32. "FactSet Reports Strong Revenue Growth in Second Quarter 2018" <https://bit.ly/2GGhizv> (Accessed Mar 31, 2017).
33. "Mylan Reports Full Year 2017 Results" <http://investor.mylan.com/static-files/0cca42e1-342f-4b66-bc79-b1e0b4296f59> (Accessed Mar 31, 2017).
34. "Nektar Therapeutics Reports Year-End 2017 Financial Results" <http://ir.nektar.com/news-releases/news-release-details/nektar-therapeutics-reports-fourth-quarter-and-year-end-2017> (Accessed Mar 31, 2017).
35. "Dentsply Sirona Reports Preliminary Full Year 2017 Results" <http://phx.corporate-ir.net/External.File?item=UGFyZW50SUQ9Mzk5ODM4fENoaWxkSUQ9LTF8VHlwZT0z&t=1&cb=636555317636869061> (Accessed Mar 31, 2017).
36. "The Cooper Companies Announces First Quarter 2018 Results" <http://investor.cooperco.com/news-releases/news-release-details/cooper-companies-announces-first-quarter-2018-results> (Accessed Mar 31, 2017).
37. "Perrigo Company plc Reports Full Year 2017 Results" <http://perrigo.investorroom.com/2018-03-01-Perrigo-Company-plc-Reports-Fourth-Quarter-Calendar-Year-2017-Financial-Results?printable> (Accessed Mar 31, 2017).
38. "Universal Health Services, Inc. Reports 2017 Full Year Earnings" <https://ir.uhsinc.com/news-releases/news-release-details/universal-health-services-inc-reports-2017-fourth-quarter-and> (Accessed Mar 31, 2017).
39. "Sarepta Therapeutics Announces Full-Year 2017 Results" <http://investorrelations.sarepta.com/news-releases/news-release-details/sarepta-therapeutics-announces-fourth-quarter-2017-and-full-year> (Accessed Mar 31, 2017).
40. "ICU Medical, Inc. Announces Fiscal Year 2017 Results" <https://ir.icumed.com/news-releases/news-release-details/icu-medical-inc-announces-fourth-quarter-and-fiscal-year-2017> (Accessed Mar 31, 2017).
41. "Cantel Medical Reports Results for its Second Quarter Fiscal Year 2018" <https://cantelmedical.gcs-web.com/static-files/f56a15be-f84a-45b1-8ee5-8a72b469845f> (Accessed Mar 31, 2017).
42. "Cintas Corp Reports Third Quarter Results" <https://www.cintas.com/pdf/3rdQtrFY18-Income-Statement.pdf> (Accessed Mar 31, 2017).
43. "Equifax Inc Announces Full Year 2017 Results" <https://investor.equifax.com/news-and-events/news/2018/03-01-2018-213648628> (Accessed Mar 31, 2017).
44. "HD Supply Holdings, Inc. Announces Fiscal 2017 Full-Year Results" <http://ir.hdsupply.com/news-releases/news-release-details/hd-supply-holdings-inc-announces-fiscal-2017-full-year-and> (Accessed Mar 31, 2017).
45. "Donaldson Reports Fiscal 2018 Second Quarter Earnings" <https://ir.donaldson.com/press-releases/press-release-details/2018/Donaldson-Reports-Fiscal-2018-Second-Quarter-Earnings/default.aspx> (Accessed Mar 31, 2017).
46. "Oracle Corp Announces Third Quarter 2018 Results" http://s1.q4cdn.com/289076952/files/doc_financials/quarterly/2018/Q2/3q18_pressrelease-March.pdf (Accessed Mar 30, 2017).
47. "Adobe Systems Inc Announces First Quarter 2018 Results" <https://www.images2.adobe.com/content/dam/acom/en/investor-relations/pdfs/51308102/a4TbM20lluy6NF49.pdf> (Accessed Mar 30, 2017).
48. "Accenture Reports Second-Quarter Fiscal 2018 Results" https://investor.accenture.com/~/_media/Files/A/Accenture-IR/quarterly-earnings/2018/q2fy18/accenture-news-release-q2fy18.pdf (Accessed Mar 30, 2017).
49. "Salesforce Announces Record Full Year Fiscal 2018 Results" <https://goo.gl/awb6xM> (Accessed Mar 30, 2017).
50. "Micron Technology, Inc., Reports Results for the Second Quarter of Fiscal 2018" <http://investors.micron.com/releasedetail.cfm?ReleaseID=1061750> (Accessed Mar 30, 2017).
51. "Autodesk Inc Reports Record Fiscal 2017 Results" <http://investors.autodesk.com/news-releases/news-release-details/strong-annualized-recurring-revenue-arr-growth-highlights> (Accessed Mar 31, 2017).
52. "Red Hat Reports Fiscal Year 2018 Results" <https://investors.redhat.com/news-and-events/press-releases/2018/03-26-2018-211600973> (Accessed Mar 31, 2017).
53. "Paychex, Inc. Reports Third Quarter Results" <https://www.paychex.com/sites/default/files/2018-03/2018-3Q.pdf> (Accessed Mar 31, 2017).
54. "Splunk Inc. Announces Full Year 2018 Results" <http://investors.splunk.com/news-releases/news-release-details/splunk-inc-announces-fiscal-fourth-quarter-and-full-year-2018> (Accessed Mar 31, 2017).
55. "Keysight Technologies Reports First Quarter 2018 Results" <https://bit.ly/2pWTi0y> (Accessed Mar 31, 2017).
56. "Marvell Technology Group Ltd. Reports Fiscal Year 2018 Results" <http://investor.marvell.com/phoenix.zhtml?c=120802&p=irol-newsArticle&ID=2337168> (Accessed Mar 31, 2017).
57. "VMware Reports Fiscal Year 2018 Results" <http://ir.vmware.com/overview/press-releases/press-release-details/2018/VMware-Reports-Fourth-Quarter-and-Fiscal-Year-2018-Results/default.aspx> (Accessed Mar 31, 2017).
58. "Guidewire Software Announces Second Quarter Fiscal 2018 Results" <http://ir.guidewire.com/phoenix.zhtml?c=248177&p=irol-newsArticle&ID=2336609> (Accessed Mar 31, 2017).
59. "Jabil Posts Second Quarter Results" <http://jabil.gcs-web.com/static-files/e8a6a9b2-5d72-4a74-bf15-f4c3bd4ef38e> (Accessed Mar 31, 2017).
60. "NRG Energy, Inc. Reports Full Year 2017 Results" <http://investors.nrg.com/phoenix.zhtml?c=121544&p=irol-newsArticle&ID=2335539> (Accessed Mar 31, 2017).